

Week 4 - The problem egg.

Choose a problem solving challenge...

Egg drop:

This is a challenge of your problem solving skills.


– Have a patrol competition to see who can pack an egg so that it can survive a drop from a set height. You could work individually or in pairs.

Bring lots of scrap card, plastic, bubble wrap, boxes, cans, plastic bottles and any other junk to use as your packaging.

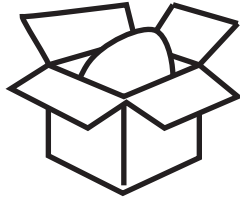
Egg race:

Make a vehicle for your egg with wheels. You could make powered vehicles using wound up rubber bands to turn the wheels. Whether powered or whether you just push them have a race to see how far your vehicle goes.

You'll need lots of junk eg. plastic bottles and



caps for wheels, kebab sticks, boxes, plastic bottles, tape, glue etc.



Vicky Smith - 2nd Kingsbridge Guides



egg



This egg-tastic **Go For It** is totally about eggs... Yes really... Go on give it a chance!

Week 1 The good egg, bad egg and the boiled – getting started!

1. Look ahead. Make some plans for the next few weeks, what will you need?

2. New eggs and old eggs. How do you know if an egg is OK to eat without cracking it open?

Test out this... an fresh egg sinks and an old egg floats, the higher the egg floats in a jug of water the older it is. Old and bad eggs can give you an upset stomach! Just to be clear... We are talking about eggs in their shells!

3. How can you tell if an egg is cooked or raw?

Spin the egg on a table, and then stop it with one finger. The cooked egg will stand still and the raw egg will continue to spin slowly! Can you think why?

Another way is to shine a torch on the egg, if the light shines through it is raw and if it doesn't...it's cooked.

And finally shake the egg, if you can feel movement in the egg its the raw egg moving around.



Week 2 - The Cooked egg.

Egg is the ultimate pre packaged, protein rich convenience food.

If you're careful you can cook and eat a boiled egg and only have to wash up one teaspoon!!



Choose a way to cook an egg, you can try more than one way to see which you prefer.

You could boil, fry, scramble, make egg bread, poach, soufflé, bake an egg in the hollowed out middle of a crispy bread roll, make egg fried rice or even meringue

BUT

Before you start looking for fancy recipes....

Do you actually know how to boil, fry or scramble an egg or make an omelet Sometimes it's good to learn, or even teach other people, the basics!!



Vicky Smith - 2nd Kingsbridge Guides

Week 3 - The fancy egg.

Decorating eggs is a very popular craft, there are lots of ideas online. Your Guider will have a sheet of ideas or you might have some of your own.

You could try...

- Use an empty egg shell to make cress head people carefully painting on faces you could even make them bodies out of cardboard tubes.
 - Learn to pierce and blow out the insides of a raw whole egg and decorate it. You could paint the shell or stick tissue paper shapes onto it. A blown eggshell will keep for ever if you are careful.
 - Design a the most amazing egg cup from any materials you can find – card, plastic, fabric, wire etc.
 - Grow a herb garden in empty eggshells.
 - Get some plain wooden egg cups and paint them and then varnish.
 - Use half an eggshell to make a candle in, decorate the outside of the shell. Eggs shell candles look nice in an egg box or egg cup. Try egg shell mosaic.....
-Basically anything decorative with an egg!!

Week 2 - The Cooked egg.

Egg is the ultimate pre packaged, protein rich convenience food. If you're careful you can cook and eat a boiled egg and only have to wash up one teaspoon!!

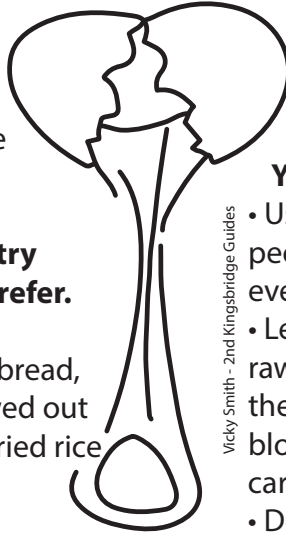

Choose a way to cook an egg, you can try more than one way to see which you prefer.

You could boil, fry, scramble, make egg bread, poach, soufflé, bake an egg in the hollowed out middle of a crispy bread roll, make egg fried rice or even meringue

BUT

Before you start looking for fancy recipes....

Do you actually know how to boil, fry or scramble an egg or make an omelet. Sometimes it's good to learn, or even teach other people, the basics!!



Vicky Smith - 2nd Kingsbridge Guides

Week 3 - The fancy egg.

Decorating eggs is a very popular craft, there are lots of ideas online. Your Guider will have a sheet of ideas or you might have some of your own.

You could try...

- Use an empty egg shell to make cress head people carefully painting on faces you could even make them bodies out of cardboard tubes.
 - Learn to pierce and blow out the insides of a raw whole egg and decorate it. You could paint the shell or stick tissue paper shapes onto it. A blown eggshell will keep for ever if you are careful.
 - Design a the most amazing egg cup from any materials you can find – card, plastic, fabric, wire etc.
 - Grow a herb garden in empty eggshells.
 - Get some plain wooden egg cups and paint them and then varnish.
 - Use half an eggshell to make a candle in, decorate the outside of the shell. Eggs shell candles look nice in an egg box or egg cup. Try egg shell mosaic.....
-Basically anything decorative with an egg!!**

Week 4 - The problem egg.

Choose a problem solving challenge...

Egg drop:

This is a challenge of your problem solving skills.

– Have a patrol competition to see who can pack an egg so that it can survive a drop from a set height. You could work individually or in pairs.


Bring lots of scrap card, plastic, bubble wrap, boxes, cans, plastic bottles and any other junk to use as your packaging.

Egg race:

Make a vehicle for your egg with wheels. You could make powered vehicles using wound up rubber bands to turn the wheels. Whether powered or whether you just push them have a race to see how far your vehicle goes.

You'll need lots of junk eg. plastic bottles and

caps for wheels, kebab sticks, boxes, plastic bottles, tape, glue etc.



Vicky Smith - 2nd Kingsbridge Guides



egg



This eggstastic **Go For It** is totally about eggs...Yes really... Go on give it a chance!

Week 1 The good egg, bad egg and the boiled – getting started!

1. Look ahead. Make some plans for the next few weeks, what will you need?

2. New eggs and old eggs. How do you know if an egg is OK to eat without cracking it open?

Test out this... an fresh egg sinks and an old egg floats, the higher the egg floats in a jug of water the older it is. Old and bad eggs can give you an upset stomach! Just to be clear... We are talking about eggs in their shells!

3. How can you tell if an egg is cooked or raw?

Spin the egg on a table, and then stop it with one finger. The cooked egg will stand still and the raw egg will continue to spin slowly! Can you think why?

Another way is to shine a torch on the egg, if the light shines through it is raw and if it doesn't...it's cooked.

And finally shake the egg, if you can feel movement in the egg its the raw egg moving around.

