


How to make a Guide Camp Washing-up stand

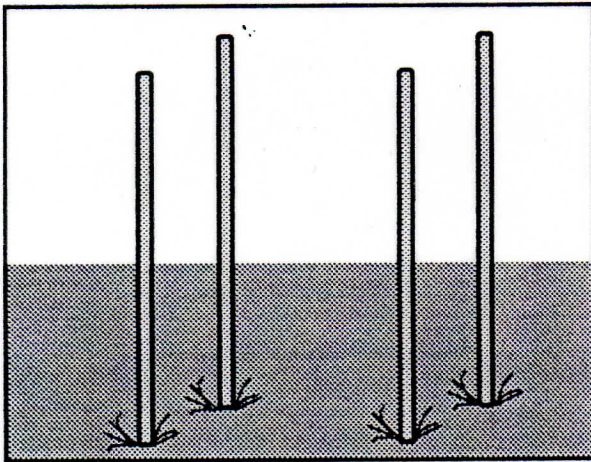
This is a birds eye view looking down from the sky!



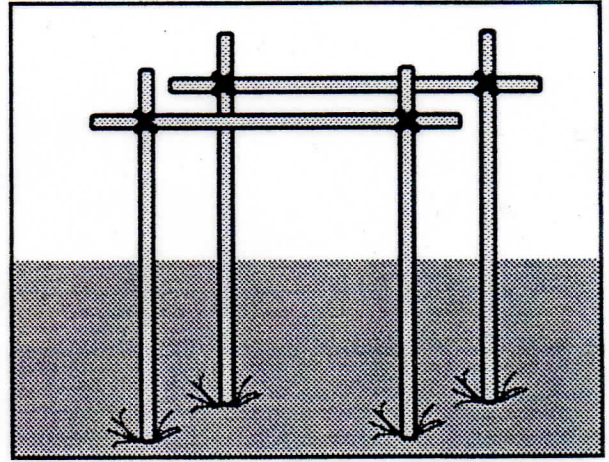
You will need:-

- 6 long poles
- 3 short strong poles
- About 20 short thinner sticks to make the draining board
- Lots of string
- Scissors
- A mallet
- A large tent peg
- A washing-up bowl

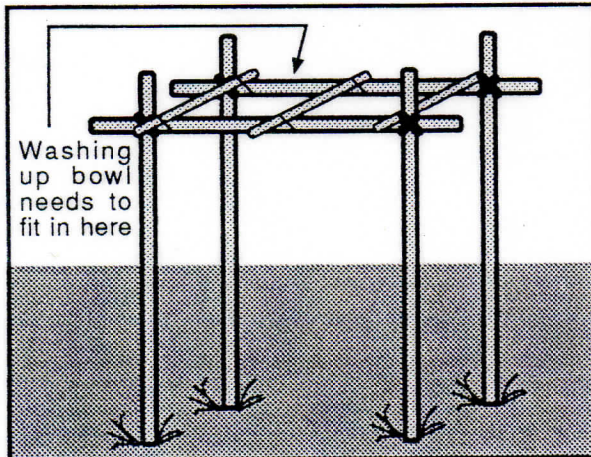
1. Lay your washing up bowl and two long poles on the floor - the poles must be touching the bottom of the bowl and an equal distance apart.
2. Make a hole with a peg where each of the black dots are.



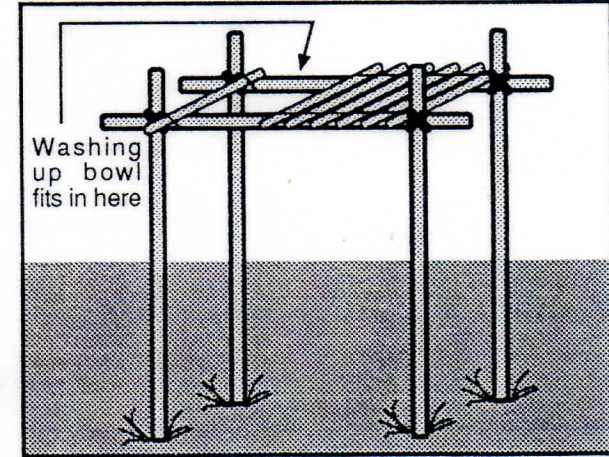
3. Using a mallet knock in a long pole into each of these four holes



4. Using **square lashing** tie two long poles to the uprights as shown.



5. Using **square lashing** tie three short poles across the top.



6. With thinner short sticks make a draining board using **snake lashing**.