


Mini Crispy Cakes

You will need:


- A tinfoil mince pie / muffin case
- A wooden clothes peg
- A candle and matches
- A teaspoon or lolly stick to stir with.
- One or two pieces of chocolate (cooking choc is OK)
- Some cornflakes or rice crispies
- Small paper cup cake cases or a plate



Mini Crispy Cakes

You will need:


- A tinfoil mince pie / muffin case
- A wooden clothes peg
- A candle and matches
- A teaspoon or lolly stick to stir with.
- One or two pieces of chocolate (cooking choc is OK)
- Some cornflakes or rice crispies
- Small paper cup cake cases or a plate



Mini Crispy Cakes

You will need:

- A tinfoil mince pie / muffin case
- A wooden clothes peg
- A candle and matches
- A teaspoon or lolly stick to stir with.
- One or two pieces of chocolate (cooking choc is OK)
- Some cornflakes or rice crispies
- Small paper cup cake cases or a plate



Mini Crispy Cakes

You will need:

- A tinfoil mince pie / muffin case
- A wooden clothes peg
- A candle and matches
- A teaspoon or lolly stick to stir with.
- One or two pieces of chocolate (cooking choc is OK)
- Some cornflakes or rice crispies
- Small paper cup cake cases or a plate

