



Command: Make 4 tassels and attach them to the corners of your garment.

Verse: "Speak to the people of Israel, and tell them to make tassels on the corners of their garments throughout their generations, and to put a cord of blue on the tassel of each corner. And it shall be a tassel for you to look at and remember all the commandments of YHVH, to do them, not to follow after your own heart and your own eyes, which you are inclined to whore after. So you shall remember and do all my commandments, and be holy to your El.

(Num 15:38-40)

Bible Story: Luke 8:43-48

What does that mean to me?

Why do we wear tassels? Numbers 15 tells us that those little tassels hooked to our clothes remind us to obey YHVH. Every time you reach down and twirl them with your fingers, remind yourself to do what the scriptures say. YHVH knew you would like to fiddle with things and touch everything, so He gave you something to touch that would remind you of Him.

Those tassels are special in another way. In our story today, Yahshua healed a woman that had been sick for twelve years. She grabbed the "fringe" on his garment, and she was instantly healed. The "fringe" is the same word for tassel. She grabbed His tassels and was healed! Malachi 4:2 prophecies that the Messiah would come with healing in His wings. Those wings are the corner of a garment, right where the tassel goes!

Tassels also tell people who you are. When someone sees you wearing tassels, they may ask you why. You can tell them that you are trying to obey YHVH and these tassels remind you whenever your fingers play with them.

New Hebrew Word: צִיצִת pronounced tsee-tseeth

This is the Hebrew word used for the tassels that we attach to the four corners of our garments. Practice writing the Hebrew letters and using the Hebrew word to describe your tassels.

www.servinginmyrubberboots.blogspot.com

Discussion Questions:

1. How can we better honor the command by attaching the tassels to corners?

2. What commands should we remember while wearing the tassels? Can you list some?
3. Why do you think this command is so hands-on? Can you think of other hands-on commands?
4. Why do we need a blue cord?

For further study:

Read the following passages and see if there are any connections.

Matthew 9:20-22

Matthew 14:34-36

I Samuel 24

Exodus 25-28

2 Chronicles 2-3

Do a study on the tabernacle. Pay attention to the items, the colors, the materials used. Remember that if a detail is given, it's there for a reason. Also pay attention to things that are repeated.

Check out some studies on the tabernacle and tassels at these sites:

www.wildbranch.org

www.wisdomintorah.com

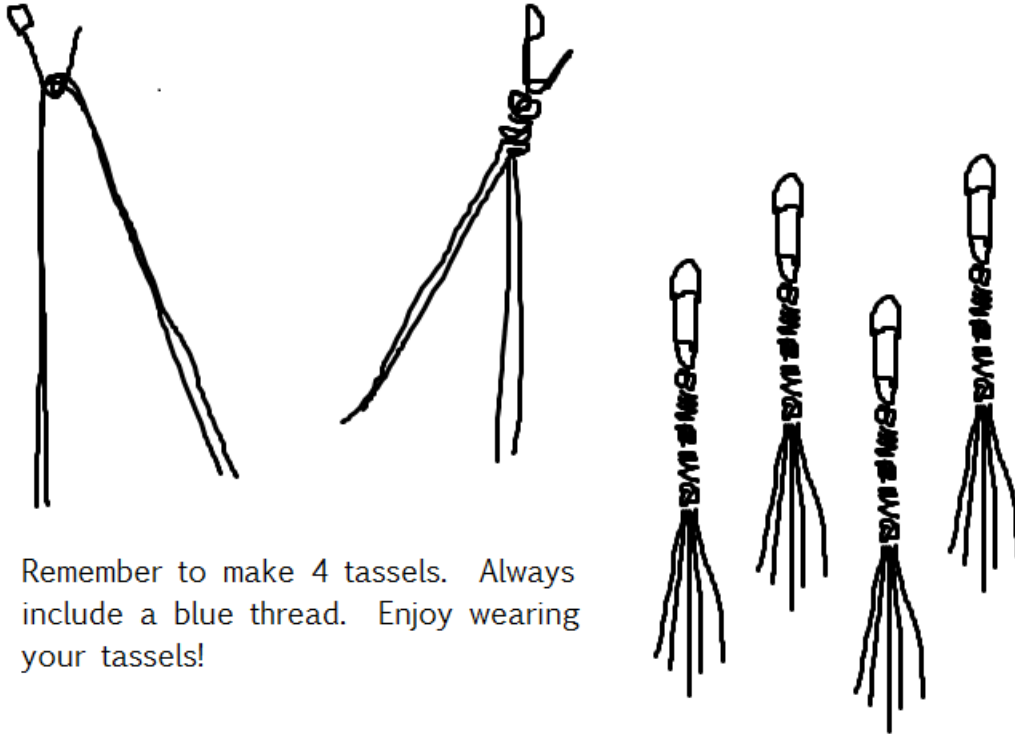
If you feel so inclined, build a model of the tabernacle. There are excellent paper models available.

Research the Jewish prayer shawl, or tallit. How is it used? Is it found in scripture? Check how far back it goes historically. Did Yahshua wear one, or King David?

Challenge:

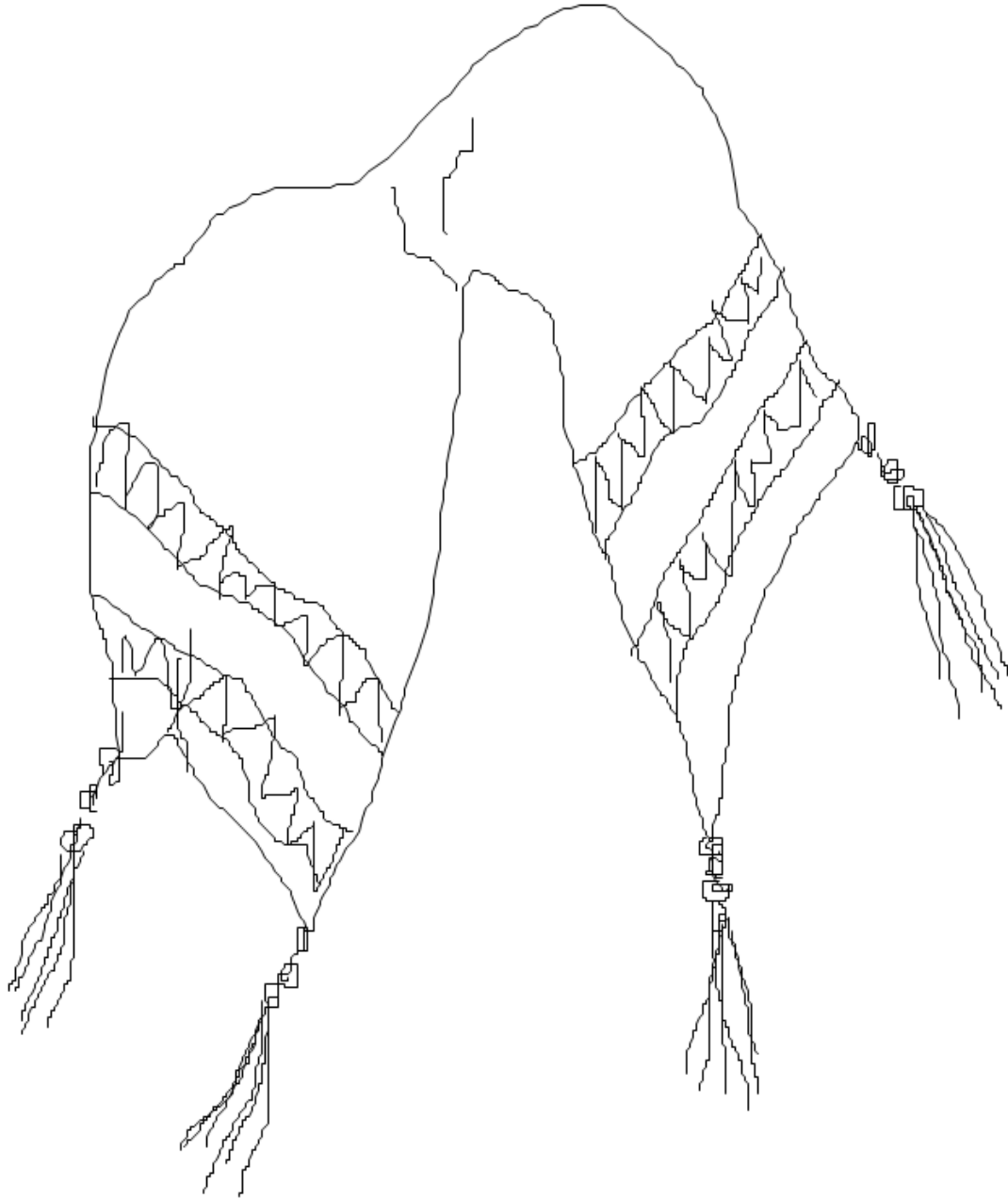
Make your own tassels. You will need 4 safety pins and some embroidery floss. The

floss can be any color, just make sure you have some blue, like Numbers 15 tells us. Cut the floss into 1 yard pieces, about 4 pieces for each tassel. Make sure you have a blue piece for each tassel. Fold each group in half and thread them through the safety pin. You should now have 1 blue and 3 different colored pieces of floss threaded through the safety pin, and the fold in the center at the pin. Make a series of knots or wraps however you like. You can get pictures online to give you some ideas. They can be unique, as long as you have a blue thread. Be creative, cut the ends even, and pin them on your clothes. Whenever you fiddle with them, remember to obey YHVH. And when people ask you about them, be sure to share with them about YHVH, too! Enjoy!



Remember to make 4 tassels. Always include a blue thread. Enjoy wearing your tassels!

Make tassels with a blue cord.




How many tassels do we make? _____

Unscramble the words.

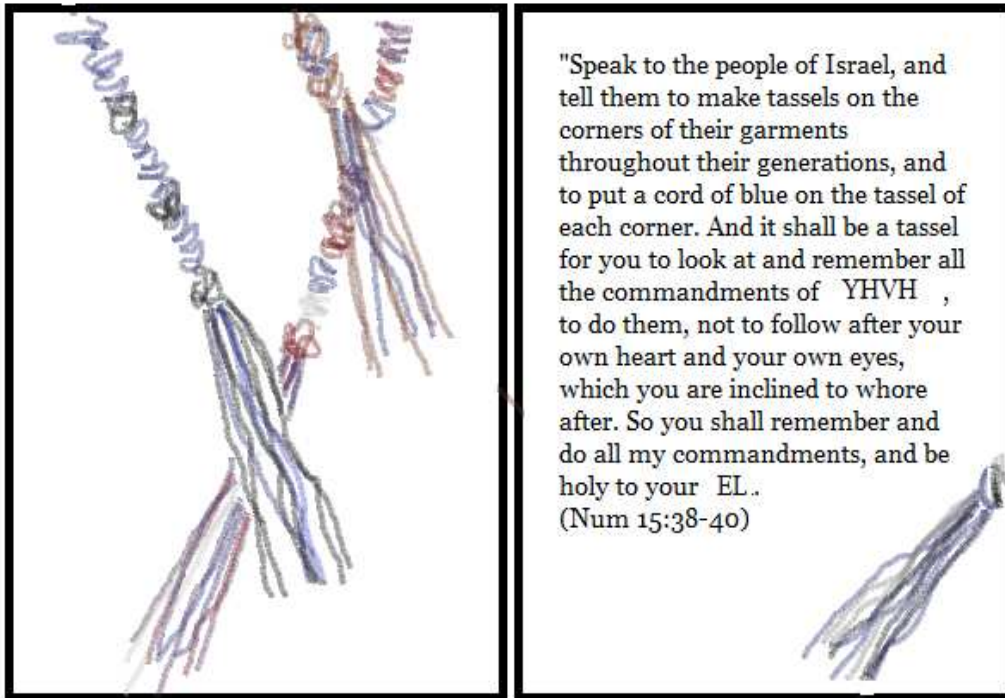
1. t'lsae _____
2. buel _____
3. fngier _____
4. figners _____
5. cronsre _____
6. hyl _____
7. gmtnera _____
8. cndmmoatnem _____

Finish the knot color pattern on the tassel.



Write tsee-tseeth.





"Speak to the people of Israel, and tell them to make tassels on the corners of their garments throughout their generations, and to put a cord of blue on the tassel of each corner. And it shall be a tassel for you to look at and remember all the commandments of YHVH , to do them, not to follow after your own heart and your own eyes, which you are inclined to whore after. So you shall remember and do all my commandments, and be holy to your EL.. (Num 15:38-40)

Print off the cards and cut them out.
Cut a piece of colored paper slightly larger than the cards.
Make a sandwich with the colored paper in the middle, and the printed cards on either side.
Use glue to secure them.
Laminate, contact paper, or use packing tape to protect it.
Use as a flashcard, trading card, memory verse card, etc.