


This beginning reader was created for my children as they ventured down the path of reading. I hope your children enjoy it, too. For more materials to help you teach your children about Torah, Scriptures, and everyday life, please visit my blog.

[www.servinginmyrubberboots.blogspot.com](http://www.servinginmyrubberboots.blogspot.com)


Have a great day!  
~ Heidi Cooper

# A cat on my mat!




A beginning reader to practice  
the (at) family.


A cat is on my  
mat.




He sat on my  
bat.




He is so fat!



The cat has my  
hat.



Cat, give back  
my mat, bat,  
and hat!



Thank you.  
You are a good  
cat.



But I say unto you, Love your enemies, bless them that curse you, do good to them that hate you, and pray for them which despitefully use you, and persecute you;  
(Mat 5:44)

Assembly instructions:

Print all pages.

Cut all pages in half except  
the outside cover (pg. 1)

Assemble the inside pages in  
order.

You should have words on one  
page and the corresponding  
picture on the next page.

Then your children will be  
rewarded when they see that  
the picture matches what they  
just sounded out.

Put the stack of inside pages  
inside the folded cover.

Staple and enjoy!