



STYLE

smart

arké®
fontanot

**FONTANOT
INTRODUCES
A RANGE OF
STAIRCASES
DESIGNED FOR
"DO-IT-YOURSELF"
ENTHUSIASTS**





ARKÈ: CREATE YOUR STAIRCASE IN JUST HALF A DAY



YOUR STYLE

Find the staircase for your space in the shapes and colors that you prefer.

You can find the right idea on: www.arked.ws.



CONFIGURATION

Choose the configuration which is best suited to your stairwell. If necessary, you can add supplementary accessories to the staircase.



PURCHASING

All Arkè staircases are packed in boxes of a manageable size and can be taken home immediately on purchase.

SURVEY AND DIMENSIONS

Measure the height of your stairwell, from floor to floor, and the dimensions of the ceiling aperture.

THE PROJECT


You can use your PC to design your staircase like a real professional: www.arked.ws.

ASSEMBLY

We supply you with a DVD and an instruction manual which will be useful during the installation. Arkè, the staircase which you can install in a few hours.



Albini & Fontanot S.p.A. Company System
CSQ ISO-9001 certified



Klan

page 06



Kloè

page 14



Civik

page 20



Civik Zink

page 26



Karina

page 32



Kya

page 40



Kompact

page 46



Komoda

page 56





ANYTHING IS POSSIBLE!

CHOOSE YOUR STAIRCASE BY MATCHING THE COLOR OF THE STEEL TO THE COLOR OF THE WOOD AND ADDING SUPPLEMENTARY ACCESSORIES TO COMPLETE IT.

Klan



1 LANDING, 12 SOLID BEECH TREADS, AND RAILING... ALL INCLUDED IN THE PRICE!

KLAN is created by matching the colors of the steel with the light (natural) or dark tinted solid beech treads. The wood-effect handrail is in PVC with an aluminum core and is available in light or dark versions, to match the shade of the treads. The railing is made up of steel balusters painted in black (RAL 9017), white (RAL 9010) or grey (RAL 9006).

The finishes are black for the black staircase and grey for the grey and white staircases.

KLAN has an adjustable height between 253 and 306 cm. Purchasing one or more supplementary rises, the height of the staircase can reach 377 cm.





Klan











Klan



Klan / technical data sheet

Klan staircase is characterized by a landing which is adaptable during the installation to openings of any shape or size.
Klan has an adjustable height between 253 and 306 cm.

Table 1

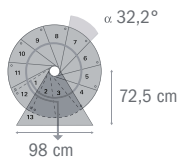
	STAIRCASE HEIGHT IN CM	RISES	SUPPLEMENTARY ITEMS		
			TREADS	POLES	HANDRAILS
INCREASE ▲	from 338 to 377	16	+ 3	+ 1	+ 1
	from 317 to 353	15	+ 2	+ 2*	+ 1
	from 296 to 330	14	+ 1	-	-
STANDARD	from 274 to 306	13	12 TREADS + 1 SOLID WOOD LANDING RAILING WITH VERTICAL BALUSTERS		
DECREASE ▼	from 253 to 282	12	-	-	-
	from 231 to 258	11	-	+ 1*	-
	from 210 to 235	10	-	+ 1*	-



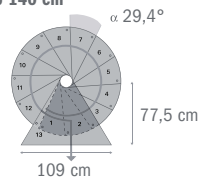
RISE ADJUSTABLE FROM 21 TO 23.5 CM

* REPLACES THE EXISTING 125 CM POLE IN THE KLAN STAIRCASE

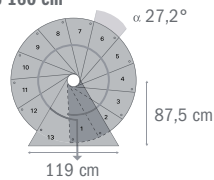
Ø 120 cm



Ø 140 cm

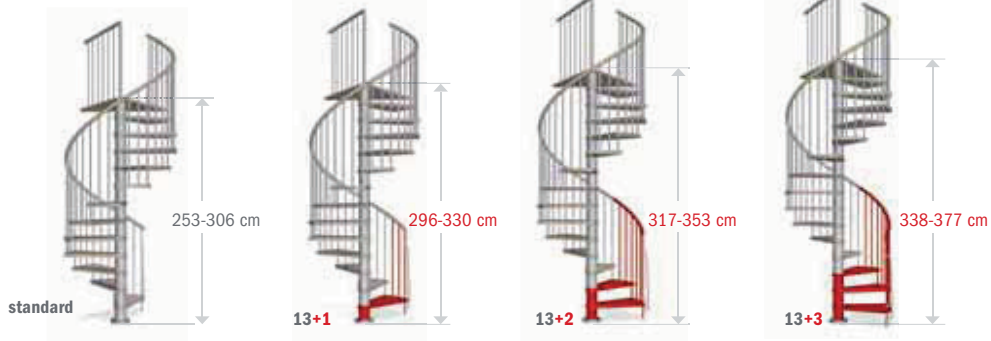


Ø 160 cm




DIAMETERS

The diameters of the staircase are 120, 140 and 160 cm. The recommended opening in the floor is at least 5 cm larger than the diameter of the staircase. Example: Ø staircase 120 cm = Ø aperture 125 cm.



SUPPLEMENTARY ITEMS OVERVIEW




TYPES OF OPENINGS AND BALUSTRADES

no opening fig. 1



round opening fig. 2



square opening fig. 3



SUPPLEMENTARY BALUSTRADE

It is necessary to protect the upper floor aperture (fig. 1, 2, 3). It comes in 120 cm modules comprising 10 balusters, handrail and fixings. The balustrade can also assume a circular shape (fig.2).

SUPPLEMENTARY TREADS / POLES / HANDRAILS

To reach a staircase height of 377 cm, you must purchase one or more supplementary treads comprising the structure, tread and balusters. Supplementary pole and handrail modules (Table 1) must be purchased for certain configurations.

RISER BAR

Allows to reduce the space between treads to prevent children from falling.

ROTATION

The direction of rotation, whether clockwise or anti-clockwise, can be decided during installation.



clockwise



anti-clockwise



WOOD SHADES STEEL COLOURS

LIGHT OR DARK GREY, WHITE OR BLACK



EXAMPLE

If you wish to purchase KLAN comprising 13 + 3 = 16 treads (see adjacent drawing), the following items are needed:

- 1 KLAN STAIRCASE (standard)
- 3 SUPPLEMENTARY TREADS
- 1 SUPPLEMENTARY POLE (82 cm)
- 1 SUPPLEMENTARY HANDRAIL



FOR FURTHER INFORMATION
VISIT THE WEBSITE
WWW.ARKE.WS

arke
fontanat



BEECH AND STAINLESS STEEL TOGETHER!

EVEN MORE DESIGN WITH FASHIONABLE COLORS AND STAINLESS STEEL FINISHES.

Kloé



1 LANDING, 12 SOLID BEECH TREADS AND RAILING... ALL INCLUDED IN THE PRICE!

KLOE' is created by matching the colors of the steel, black (RAL 9017), white (RAL 9010) or grey (RAL 9006), with the light (natural) or dark tinted solid beech treads.

The wood-effect handrail is in PVC with an aluminum core and is available in light or dark versions, to match the shade of the treads. The railing is made up of painted steel balusters and of stainless steel cables running parallel to the handrail.

The finishes are black for the black staircases and grey for the grey and white staircases.

KLOE' has an adjustable height between 253 and 306 cm. Purchasing certain supplementary items, the height of the staircase can reach 377 cm





Kloè





Kloè / technical data sheet

Kloè staircases are characterized by a landing which is adaptable during the installation to openings of any shape or size. Kloè has an adjustable height between 253 and 306 cm.

Table 2

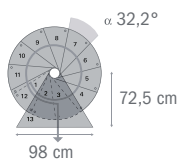
	STAIRCASE HEIGHT IN CM	RISES	SUPPLEMENTARY ITEMS			
			TREADS	POLES	HANDRAILS	CABLES
INCREASE ▲	from 338 to 377	16	+ 3	+ 1	+ 1	+1
	from 317 to 353	15	+ 2	+ 2*	+ 1	+1
	from 296 to 330	14	+ 1	-	-	-
STANDARD	from 274 to 306	13	12 TREADS + 1 SOLID WOOD LANDING + RAILING WITH STAINLESS STEEL CABLES			
DECREASE ▼	from 253 to 282	12	-	-	-	-
	from 231 to 258	11	-	+ 1*	-	-
	from 210 to 235	10	-	+ 1*	-	-



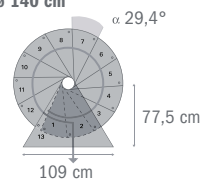
RISE ADJUSTABLE FROM 21 TO 23.5 CM

* REPLACES THE EXISTING 125 CM POLE IN THE KLOÈ STAIRCASE

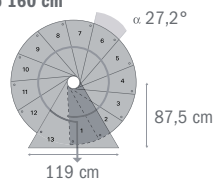
Ø 120 cm



Ø 140 cm

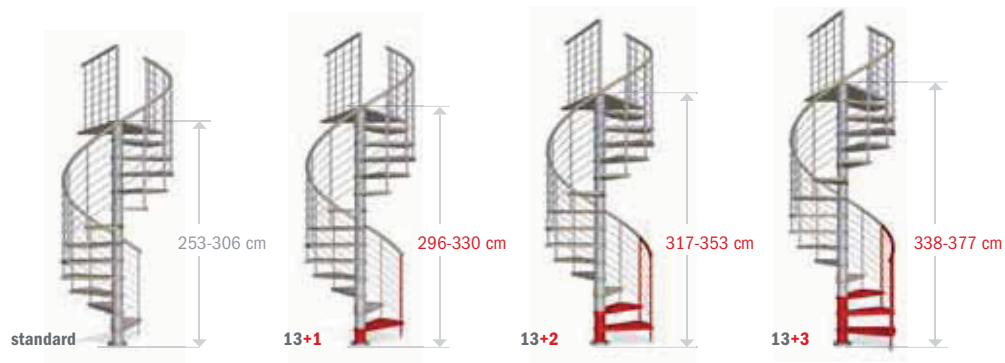


Ø 160 cm



DIAMETERS

The diameters of the staircase are 120, 140 and 160 cm. The recommended opening in the floor is at least 5 cm larger than the diameter of the staircase. Example: Ø staircase 120 cm = Ø aperture 125 cm.



SUPPLEMENTARY ITEMS OVERVIEW

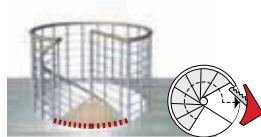


TYPES OF OPENINGS AND BALUSTRADES


no opening fig. 1



round opening fig. 2



square opening fig. 3



ROTATION

The direction of rotation, whether clockwise or anti-clockwise, can be decided during installation.



clockwise



anti-clockwise

SUPPLEMENTARY BALUSTRADE

It is necessary to protect the upper floor aperture (fig. 1, 2, 3). It comes in 120 cm scalable modules comprising 5 balusters, cables, handrail and fixings. The balustrade can also assume a circular shape (fig. 2).

SUPPLEMENTARY TREADS / POLES / HANDRAILS / CABLES

To reach a staircase height of 377 cm, you must purchase one or more supplementary treads comprising the structure, tread and baluster. Supplementary pole, handrail and cable modules (Table 2) must be purchased for certain configurations.

RISER BAR

Allows to reduce the space between treads to prevent children from falling.

SUPPLEMENTARY PROTECTION PANEL

This safety accessory can be applied to balustrades with horizontal elements to prevent children from climbing over them. It consists of a transparent shockproof polycarbonate panel 36 cm high and 68 cm long, which can be shortened length-wise during the installation phase. The brackets are made of transparent polycarbonate. The following table can be used to calculate the number of elements to be ordered:

BALUSTRADE LENGTH IN CM	QUANTITY
from 0 to 120	2
from 121 to 180	3
from 181 to 236	4
from 237 to 292	5
from 293 to 348	6
from 349 to 404	7
from 405 to 460	8
from 461 to 516	9

WOOD SHADES STEEL COLOURS

LIGHT OR DARK GREY, WHITE OR BLACK



EXAMPLE

If you wish to purchase KLOË comprising 13 + 3 = 16 treads (see adjacent drawing), the following items are needed:

- 1 KLOË STAIRCASE (standard)
- 3 SUPPLEMENTARY TREADS
- 1 SUPPLEMENTARY POLE (82 cm)
- 1 SUPPLEMENTARY HANDRAIL
- 1 SUPPLEMENTARY CABLE



FOR FURTHER INFORMATION
VISIT THE WEBSITE
WWW.ARKE.WS

arke®
fontanot



THE COLORS OF STEEL:
GREY, WHITE AND BLACK.

THE STAIRCASE WITH THE UNIVERSAL LANDING.

Civik



1 UNIVERSAL LANDING,
12 NON-SLIP TREADS AND RAILING...
ALL INCLUDED IN THE PRICE!

CIVIK is created in pressed steel, painted black (RAL 9017), white (RAL 9010) or grey (RAL 9006). The staircase finishes are always in black. The handrail, in polyurethane with an aluminum core, is black, as are the hard-wearing non-slip panels on the treads.

CIVIK has an adjustable height between 252 and 305 cm.
By purchasing certain supplementary items, the staircase height can reach 376 cm.





Civik





Civik / technical data sheet

Civik staircases are characterized by a landing which allows the staircases to be fitted to openings of any shape or size. Civik has an adjustable height of between 252 and 305 cm.

Table 3

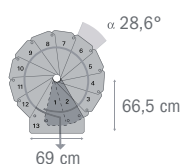
	STAIRCASE HEIGHT IN CM	RISES	SUPPLEMENTARY ITEMS		
			TREADS	POLES	HANDRAILS
▲ INCREASE	from 336 to 376	16	+ 3	+ 1	+ 1
	from 315 to 352	15	+ 2	+ 2*	+ 1
	from 294 to 329	14	+ 1	-	-
STANDARD	from 273 to 305	13	12 TREADS + 1 UNIVERSAL LANDING + RAILING WITH VERTICAL BALUSTERS		
◀ DECREMENT	from 252 to 282	12	-	-	-
	from 231 to 258	11	-	+ 1*	-
	from 210 to 235	10	-	+ 1*	-



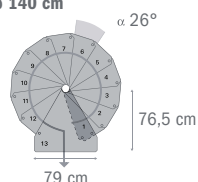
RISE ADJUSTABLE FROM 21 TO 23.5 CM

*REPLACES THE EXISTING 125 CM POLE IN THE CIVIK STAIRCASE

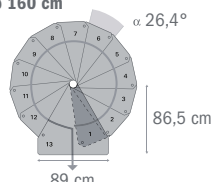
ø 120 cm



ø 140 cm

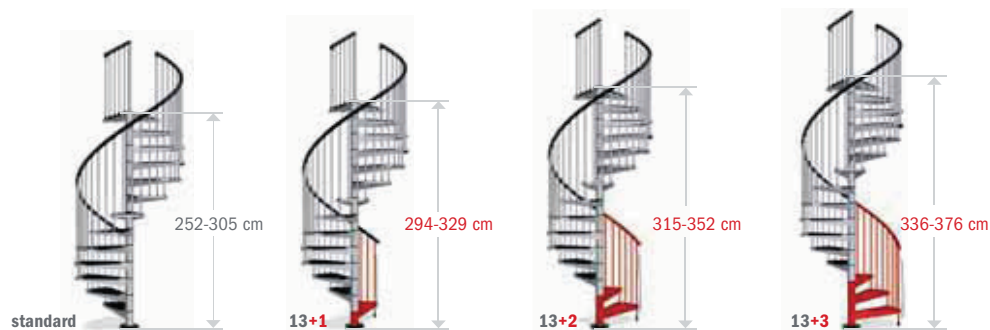


ø 160 cm



DIAMETERS

The diameters of the staircase are 120, 140 and 160 cm. The recommended opening in the floor is at least 5 cm larger than the diameter of the staircase. Example: ø staircase 120 cm = ø aperture 125 cm.



SUPPLEMENTARY ITEMS OVERVIEW



TYPES OF OPENINGS AND BALUSTRADES

no opening fig. 1



round opening fig. 2



square opening fig. 3



ROTATION

The direction of rotation, whether clockwise or anti-clockwise, can be decided during installation.



clockwise



anti-clockwise

SUPPLEMENTARY BALUSTRADE

It is necessary to protect the upper floor aperture (fig. 1, 2, 3). It comes in 120 cm modules comprising 10 balusters, handrail and fixings. The balustrade can also assume a circular shape (fig. 2).

SUPPLEMENTARY TREADS / POLES / HANDRAILS

To reach a staircase height of 376 cm, you must purchase one or more supplementary treads comprising the structure, tread and balusters. Supplementary pole and handrail modules (Table 3) must be purchased for certain configurations.

RISER BAR

Allows to reduce the space between treads to prevent children from falling.



STEEL COLOURS

GREY,
WHITE OR BLACK



EXAMPLE

If you wish to purchase CIVIK comprising 13 + 3 = 16 treads (see adjacent drawing), the following items are needed:

- 1 CIVIK STAIRCASE (standard)
- 3 SUPPLEMENTARY TREADS
- 1 SUPPLEMENTARY POLE (82 cm)
- 1 SUPPLEMENTARY HANDRAIL



FOR FURTHER INFORMATION
VISIT THE WEBSITE
WWW.ARKE.WS

arke
fontanat



THE STAIRCASE FOR EXTERNAL USE.

HOT DIP GALVANIZED TO PROTECT IT
FROM ANY SORT OF WEATHER.

Civik Zink



1 LANDING, 12 ZINC HOT-DIPPED TREADS,
NUTS AND BOLTS IN STAINLESS STEEL, PVC-HANDRAIL AND RAILING...
ALL INCLUDED IN THE PRICE!

CIVIK ZINK the spiral staircase for external use which combines
functionality and solidity with long-lasting certainty.
All metal parts are protected by being hot-dipped in zinc, this finish being
what characterizes CIVIK ZINK as a product exclusively for external use.
The handrail is in black PVC. Nuts and bolts are in stainless steel.

CIVIK ZINK has an adjustable height between 252 and 305 cm.
By purchasing certain supplementary items, the staircase height can reach
376 cm.





Civik Zink





Civik Zink / technical data sheet

Civik Zink staircases are characterized by a landing which allows the staircases to be fitted to openings without a hole or with a square opening.

Civik Zink has an adjustable height between 252 and 305 cm.

Table 4

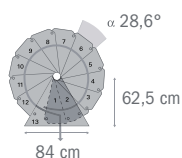
	STAIRCASE HEIGHT IN CM	RISES	SUPPLEMENTARY ITEMS	
			TREADS	POLES
INCREASE ▲	from 336 to 376	16	+ 3	+ 1
	from 315 to 352	15	+ 2	+ 2*
	from 294 to 329	14	+ 1	-
STANDARD	from 273 to 305	13	12 GALVANISED TREADS + 1 GALVANISED LANDING + RAILING WITH VERTICAL BALUSTERS	
DECREASE ▼	from 252 to 282	12	-	-
	from 231 to 258	11	-	+ 1*
	from 210 to 235	10	-	+ 1*



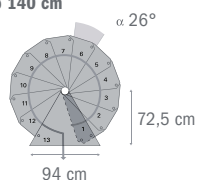
RISE ADJUSTABLE FROM 21 TO 23.5 CM

* REPLACES THE EXISTING 125 CM POLE IN THE CIVIK ZINK STAIRCASE

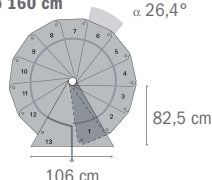
ø 120 cm



ø 140 cm

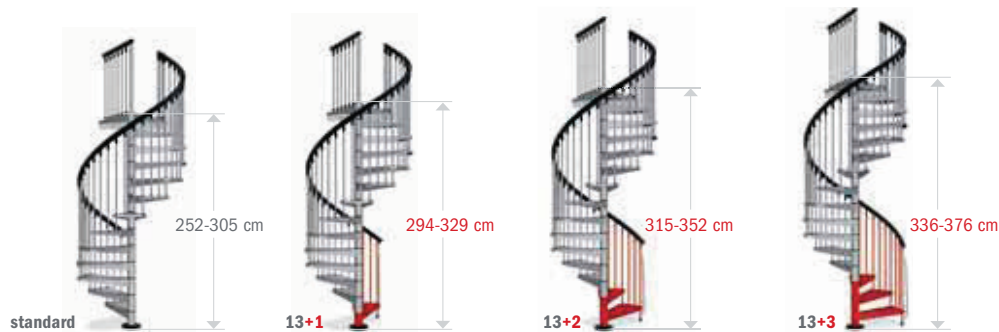


ø 160 cm



DIAMETERS

The diameters of the staircase are 120, 140 and 160 cm. The recommended opening in the floor is at least 5 cm larger than the diameter of the staircase. Example: ø staircase 120 cm = ø aperture 125 cm.



SUPPLEMENTARY ITEMS OVERVIEW



TYPES OF OPENINGS AND BALUSTRADES

no opening fig. 1



square opening fig. 2



ROTATION

The direction of rotation, whether clockwise or anti-clockwise, can be decided during installation.



clockwise



anti-clockwise

SUPPLEMENTARY TREADS / POLES

To reach a staircase height of 376 cm, you must purchase one or more supplementary treads comprising the structure, tread and balusters. Supplementary pole modules (Tab. 4) must be purchased for certain configurations.

RESISTANCE TO WEATHERING



RISER BAR

Allows to reduce the space between treads to prevent children from falling.



STEEL COLOURS

HOT-DIP
GALVANIZING



EXAMPLE

If you wish to purchase CIVIK ZINK comprising 13 + 3 = 16 treads (see adjacent drawing), the following items are needed:

- 1 CIVIK ZINK STAIRCASE (standard)
- 3 SUPPLEMENTARY TREADS
- 1 SUPPLEMENTARY POLE (82 cm)



FOR FURTHER INFORMATION
VISIT THE WEBSITE
WWW.ARKE.WS

arke
fontanat



THE SPACE SAVING STAIRCASE!

TRANSFORM YOUR ROOF-SPACE INTO A USABLE LOFT:
REPLACE YOUR RETRACTABLE LADDER WITH KARINA,
THE STAIRCASE FOR THE SMALLEST SPACES!

Karina



11 SHAPED TREADS, STEEL SUPPORTING
STRUCTURE AND RAILING ON ONE SIDE...
ALL INCLUDED IN THE PRICE!

KARINA is the staircase designed for the smallest spaces. It is created with powder coated steel supports in black (RAL 9017), white (RAL 9010) or grey (RAL 9006) and black finishes.

Characterized by light (natural) or dark tinted solid beech treads, which are carefully shaped and staggered, this staircase guarantees an excellent compromise between functionality and use of space.



The supplementary railing is available with a handrail in black polyurethane and black finishes, or with a wood-effect handrail in PVC or a handrail in solid beech, both with black finishes for the black staircases and grey finishes for the grey or white staircases.

KARINA has an adjustable height between 228 and 282 cm.

By purchasing certain supplementary items, the staircase height can reach 329 cm.

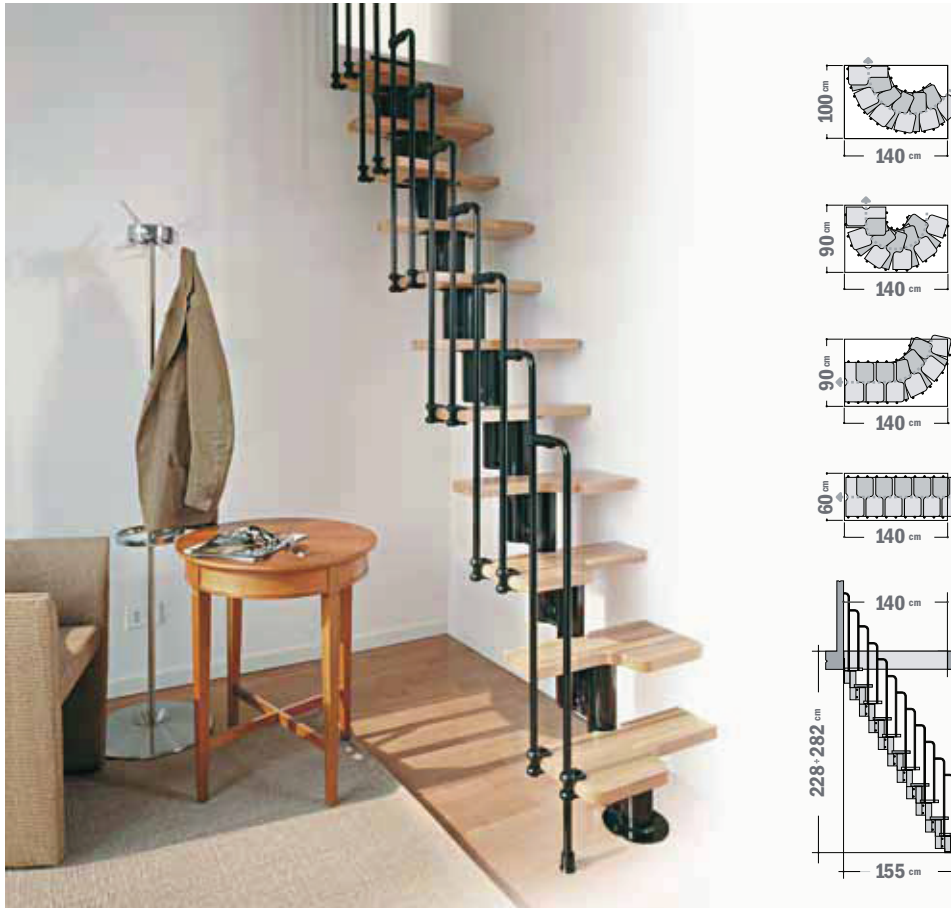


Karina









Karina

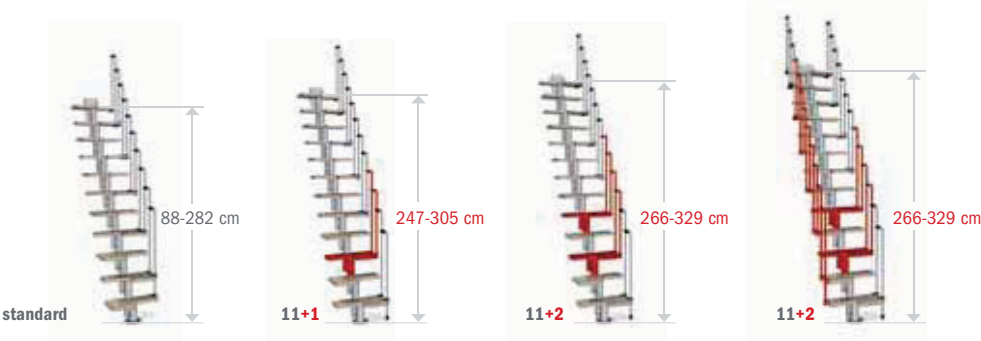
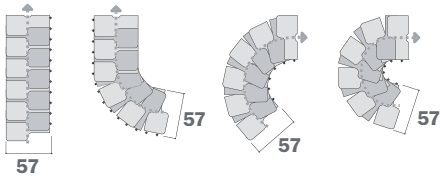
Karina / technical data sheet

Karina is characterized by 11 treads with 12 rises. The treads, complete with railing, are 57 cm wide, shaped and staggered, so guaranteeing an excellent compromise between functionality and use of space. The staircase is supplied with a railing on one side. Karina is adjustable in rise and in direction of rotation, and can assume different configurations.


Table 5

				SUPPLEMENTARY ITEMS
	STAIRCASE HEIGHT IN CM	TREADS	RISES	TREADS
INCREASE ▲	from 266 to 329	13	14	+ 2
	from 247 to 305	12	13	+ 1
STANDARD	from 228 to 282	11	12	11 SHAPED TREADS + 11 SUPPORTS + ONE RAILING SIDE WITH VERTICAL BALUSTERS
DECREASE ▼	from 209 to 258,5	10	11	

 RISE ADJUSTABLE FROM 19 TO 23.5 CM



SUPPLEMENTARY ITEMS OVERVIEW



ROTATION

The direction of rotation, whether clockwise or anti-clockwise, can be decided during installation.



clockwise

anti-clockwise

SUPPLEMENTARY BALUSTRADE

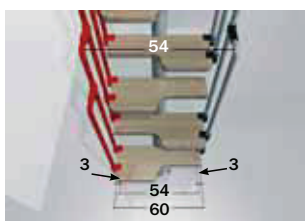
It is necessary to protect the upper floor aperture. It comes in 120 cm modules comprising 10 balusters, handrail and fixings. It is available with the following handrails:

- black polyurethane
- light or dark PVC
- light or dark wood.

The balustrade with the polyurethane or PVC handrails can also assume a circular shape, while the balustrade with the wooden handrail can only be rectilinear.

SUPPLEMENTARY RAILING

It protects the second side of the staircase when it is far from the wall. It comprises 9 balusters and increases the dimension of the staircase by 3 cm.



SUPPLEMENTARY TREADS

The supplementary tread is always a right-hand side version. Adding one or more supplementary treads allows to reach a staircase height of 329 cm. Each tread consists of the structure, tread and balusters (Table 5).

RISER BAR

Allows to reduce the space between treads to prevent children from falling.



WOOD SHADES STEEL COLOURS

LIGHT
OR DARK

GREY,
WHITE OR BLACK



EXAMPLE

If you wish to purchase KARINA comprising 11 + 2 = 13 treads (see adjacent drawing), the following items are needed:

- 1 KARINA STAIRCASE (standard)
- 2 SUPPLEMENTARY TREADS
- 1 SUPPLEMENTARY RAILING



FOR FURTHER INFORMATION
VISIT THE WEBSITE
WWW.ARKE.WS

arke®
fontanot



KYA, SMALL AND ELEGANT!

PERFECT EVEN IN THE SMALLEST OF SPACES.

Kya



11 SHAPED TREADS, STEEL SUPPORTING STRUCTURE AND RAILING ON ONE SIDE... ALL INCLUDED IN THE PRICE!


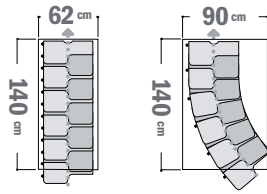
KYA is the staircase designed for the smallest spaces. It is created with powder coated steel supports in black (RAL 9017), white (RAL 9010) or grey (RAL 9006), with black finishes for the black staircase and grey finishes for the grey or white staircases. Characterized by light (natural) or dark tinted solid beech treads, which are carefully shaped and staggered, this staircase allows the maximum accessibility with the minimum use of space. The railing is composed of painted steel balusters and stainless steel cables running parallel to the handrail. The wood-effect handrail is in PVC with an aluminum core and is available in light or dark versions, to match the shade of the treads.

KYA has an adjustable height between 228 and 282 cm. By purchasing certain supplementary items, the staircase height can reach 329 cm.





Kya





Kya / technical data sheet

Kya is characterized by 11 treads with 12 rises. The treads, complete with railing, are 58 cm wide, shaped and staggered, so guaranteeing an excellent compromise between functionality and use of space.

The staircase is supplied with a railing on one side.


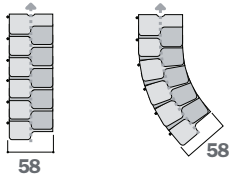
Kya is adjustable in rise and in direction of rotation, and can assume different configurations.

Table 6


				SUPPLEMENTARY ITEMS		
	STAIRCASE HEIGHT IN CM	TREADS	RISES	TREADS	CABLES	HANDRAILS
INCREASES ▶	from 266 to 329	13	14	+ 2	+1	+ 1
	from 247 to 305	12	13	+ 1	+1	+ 1
STANDARD	from 228 to 282	11	12	11 SHAPED TREADS + 11 SUPPORTS + ONE RAILING SIDE WITH STAINLESS STEEL CABLES		
DECREASE ◀	from 209 to 258,5	10	11	-	-	-



RISE ADJUSTABLE FROM 19 TO 23.5 CM



standard



11+1



11+2



11+2

SUPPLEMENTARY ITEMS OVERVIEW



ROTATION

The direction of rotation, whether clockwise or anti-clockwise, can be decided during installation.



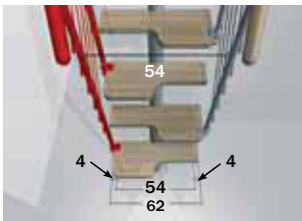
clockwise



anti-clockwise

SUPPLEMENTARY RAILING

It protects the second side of the staircase when it is far from the wall. It comprises 6 balusters, cables and handrail, and increases the dimension of the staircase by 4 cm.



SUPPLEMENTARY BALUSTRADE

It is necessary to protect the upper floor aperture. It comes in 120 cm modules comprising 5 balusters, cables, handrail and fixings. The balustrade can assume a circular shape.

SUPPLEMENTARY TREADS / HANDRAIL / CABLE

The supplementary tread is always a right-hand side version. To reach a staircase height of 329 cm, you must purchase one or more supplementary treads comprising the structure, tread and baluster. Supplementary handrail and cable modules (Table 6) must be purchased for certain configurations.

RISER BAR

Allows to reduce the space between treads to prevent children from falling.



SUPPLEMENTARY PROTECTION PANEL

This safety accessory can be applied to balustrades with horizontal elements to prevent children from climbing over them. It consists of a transparent shockproof polycarbonate panel 36 cm high and 68 cm long, which can be shortened length-wise during the installation phase. The brackets are made of transparent polycarbonate. The following table can be used to calculate the number of elements to be ordered:

BALUSTRADE LENGTH IN CM	QUANTITY
from 0 to 120	2
from 121 to 180	3
from 181 to 236	4
from 237 to 292	5
from 293 to 348	6
from 349 to 404	7
from 405 to 460	8
from 461 to 516	9

WOOD SHADES STEEL COLOURS

LIGHT
OR DARK

GREY,
WHITE OR BLACK



EXAMPLE

If you wish to purchase KYA comprising 11 + 2 = 13 treads (see adjacent drawing), the following items are needed:

- 1 KYA STAIRCASE (standard)
- 2 SUPPLEMENTARY TREADS
- 1 SUPPLEMENTARY RAILING
- 1 SUPPLEMENTARY CABLE
- 1 SUPPLEMENTARY HANDRAIL



FOR FURTHER INFORMATION
VISIT THE WEBSITE
WWW.ARKE.WS

arke®
fontanot



THE MADE-TO-MEASURE WINDER STAIR!

CHOOSE YOUR STAIRCASE AMONGST 156
CONFIGURATIONS, MATCHING THE COLOR
OF THE STEEL TO THAT OF THE WOOD.

Kompact



12 SOLID BEECH TREADS,
STEEL SUPPORTS AND RAILING ON ONE SIDE...
ALL INCLUDED IN THE PRICE!

KOMPACT is the only staircase in the world which is patented and adjustable in rise, going, and rotation during installation.

Along with the maximum adaptability to the stairwell, this allows rectilinear configurations with one or two corners. The treads and the handrail are in light (natural) or dark tinted solid beech.

The metal parts are painted black (RAL 9017), white (RAL 9010) or grey (RAL 9006).

Finishes are black for the black staircase and grey for the grey or white staircases.

KOMPACT has an adjustable height between 191 and 303 cm.

By purchasing certain supplementary items, the staircase height can reach 373 cm.





Kompact









Kompact

Kompact / design your staircase

IS ADJUSTABLE IN RISE,
GOING AND ROTATION

KOMPACT comprises 12 treads with steel supports and a railing on one side. The different arrangement of the 12 treads (13 rises) and the choice of going, **KOMPACT 74** from 18 to 22 cm, or **KOMPACT 89** from 22 to 26 cm, allow the creation of 156 different configurations.

The plans indicate the maximum and minimum dimensions of all the configurations which are possible with **KOMPACT I** straight, **KOMPACT L** at 1/4 of a turn and **KOMPACT U** at 2/4 of a turn. **KOMPACT** is adjustable in rise, going and rotation. The **sense of direction** of the staircase can be clockwise or anti-clockwise.

Is there an existing opening?


Amongst the 156 plans, find one which is smaller than the dimensions of the opening in the floor. Keep in mind that the floor aperture must be at least as wide as the staircase minus two treads (Diagram 1).

Do you still have to make the opening?

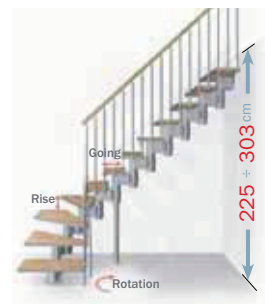
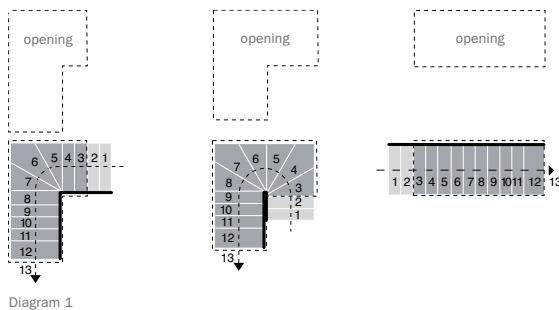
Identify amongst the 156 plans the one which is best suited to your stairwell: the opening in the floor must be at least as wide as the chosen plan minus two treads (Diagram 1).



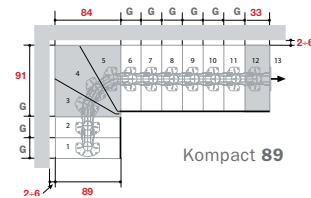
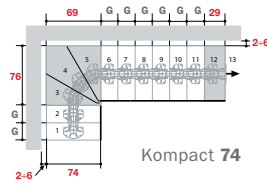
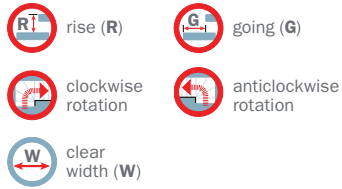
KOMPACT L



KOMPACT U

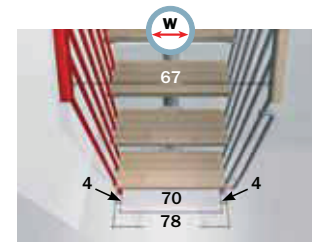
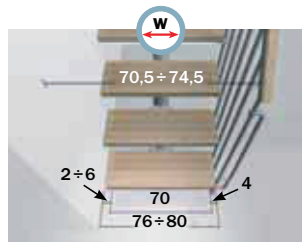


Legend



Kompact 74

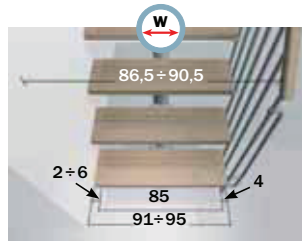
R from 17 to 23,5 cm
G from 18 to 22 cm
W from 70,5 to 74,5 cm



with supplementary railing

Kompact 89

R from 17 to 23,5 cm
G from 22 to 26 cm
W from 86,5 to 90,5 cm



with supplementary railing

**Design
 your staircase
 online.**



WITH THE STAIRPLANNER YOU WILL
 IMMEDIATELY BE ABLE TO FIND THE
 BEST KOMPAKT FOR YOUR HOME.

FOR FURTHER INFORMATION
 VISIT THE WEBSITE
WWW.ARKE.WS



Kompact / technical data sheet

Kompact is composed of 12 treads with 13 rises and a railing on one side. The treads, complete with railing, are 74 cm or 89 cm wide. Kompact has three configurations:

- I-shaped straight
- L-shaped with 1/4 of a turn
- U-shaped with 2/4 of a turn.

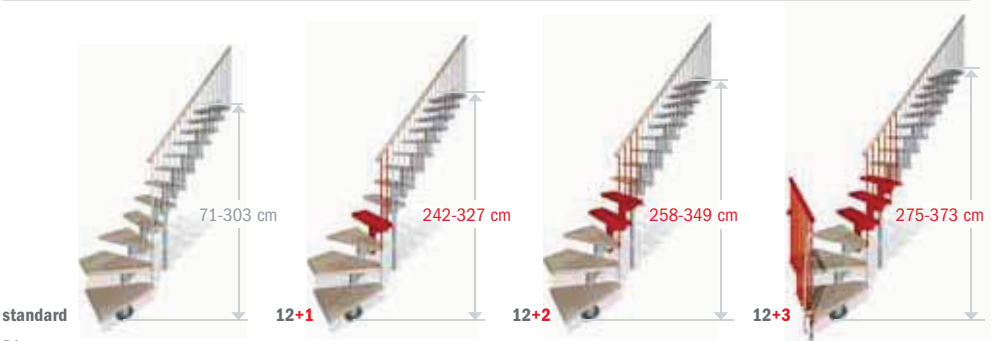
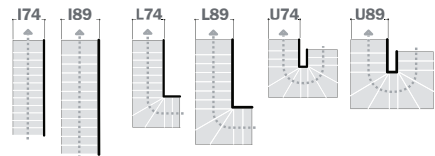
Kompact is adjustable in rise, going and rotation.




Table 7

	STAIRCASE HEIGHT IN CM	TREADS	RISES	SUPPLEMENTARY ITEMS
				TREADS
INCREASES ▶	from 275 to 373	15	16	+ 3
	from 258 to 349	14	15	+ 2
	from 242 to 327	13	14	+ 1
STANDARD	from 225 to 303	12	13	12 SOLID WOOD TREADS + STEEL SUPPORTS + ONE RAILING SIDE WITH VERTICAL BALUSTERS
DECREASE ◀	from 208 to 279	11	12	
	from 191 to 255	10	11	

RISE ADJUSTABLE FROM 17 TO 23.5 CM



SUPPLEMENTARY ITEMS OVERVIEW



ROTATION

The direction of rotation, whether clockwise or anti-clockwise, can be decided during installation.



clockwise



anti-clockwise

SUPPLEMENTARY BALUSTRADE

It allows the protection of the upper-floor aperture. It is a 120 cm module, composed of 10 balusters, handrail and fixings.

SUPPLEMENTARY TREADS

To reach a staircase height of 373 cm, you must purchase one or more supplementary treads comprising the structure, tread and balusters (Table 7).

SUPPLEMENTARY RAILING

It protects the second side of the staircase when it is far from the wall. It is a module composed of 5 balusters, handrail and fixings. The railing increases the dimension of the staircase by 4 cm.

In diagrams 2 and 3 you can count the number of balusters necessary on the second side of the staircase (the balusters are represented by numbers and dots).

Example: if you wish to apply the supplementary railing only on the left side of the KOMPACT 74 staircase, as in diagram 2, you will need to add up the quantity of balusters: $3 + 4 + 2 = 9$ and therefore order 2 supplementary railing modules.

RISER BAR

Allows to reduce the space between treads to prevent children from falling.

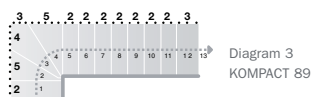
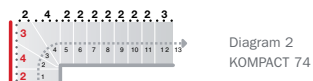


WOOD SHADES

LIGHT
OR DARK

STEEL COLOURS

GREY,
WHITE OR BLACK



EXAMPLE

If you wish to purchase KOMPACT 74L comprising 12 + 3 = 15 treads (see adjacent drawing), the following items are needed

- 1 KOMPACT STAIRCASE 74L (standard)
- 3 SUPPLEMENTARY TREADS
- 2 SUPPLEMENTARY RAILINGS



FOR FURTHER INFORMATION
VISIT THE WEBSITE
WWW.ARKE.WS

arke®
fontanot



THE BEAUTIFUL AND PRACTICAL STAIRCASE.

MULTIPLE CONFIGURATIONS AND ACCESSORIES:
CUSTOMISE YOUR STAIRCASE AS YOU WISH!

Komoda



12 SOLID BEECH TREADS,
STEEL SUPPORTS, AND RAILING ON ONE SIDE...
ALL INCLUDED IN THE PRICE!


KOMODA is adjustable in rise, going and rotation during the installation. This allows, along with the maximum adaptability to the stairwell, rectilinear configurations with one or two corners.

The treads and the handrail are in light (natural) or dark tinted solid beech. The metal parts are painted black (RAL 9017), white (RAL 9010) or grey (RAL 9006). Finishes are black for the black staircase and grey for the grey or white staircases.

The railing is made up of powder coated steel balusters and stainless steel cables running parallel to the handrail.

KOMODA has an adjustable height between 191 and 303 cm. By purchasing certain supplementary items, the staircase height can reach 373 cm.





Komoda





Komoda / design your staircase

IS ADJUSTABLE IN RISE,
GOING AND ROTATION

KOMODA comprises 12 treads with steel supports and a railing on one side. The different arrangement of the 12 treads (13 rises) and the choice of going, **KOMODA 74** from 18 to 22 cm, or **KOMODA 89** from 22 to 26 cm, allow the creation of 156 different configurations.

The plans indicate the maximum and minimum dimensions of all the configurations which are possible with **KOMODA I** straight, **KOMODA L** at 1/4 of a turn and **KOMODA U** at 2/4 of a turn. KOMODA is adjustable in rise, going and rotation. The **sense of direction** of the staircase can be clockwise or anti-clockwise.

Is there an existing opening?

Amongst the 156 plans, find one which is smaller than the dimensions of the opening in the floor. Keep in mind that the floor aperture must be at least as wide as the staircase minus two treads (Diagram 1).

Do you still have to make the opening?

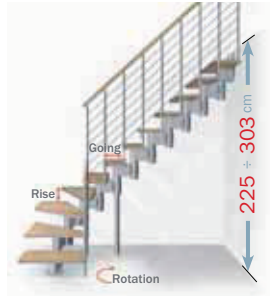
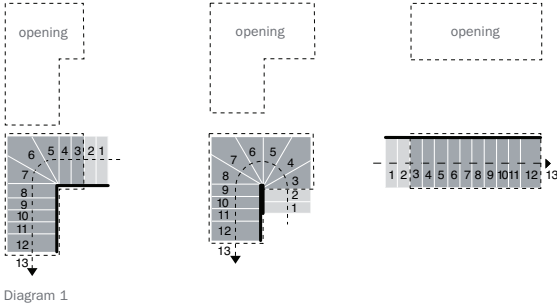
Identify amongst the 156 plans the one which is best suited to your stairwell: the opening in the floor must be at least as wide as the chosen plan minus two treads (Diagram 1).



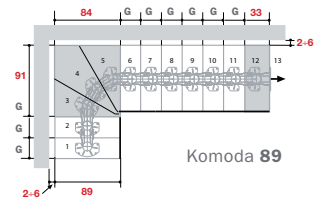
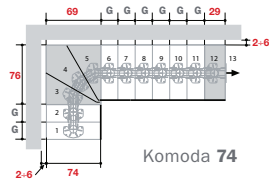
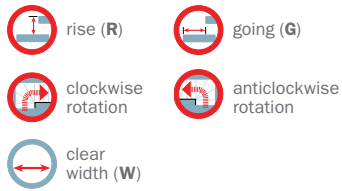
KOMODA L



KOMODA U

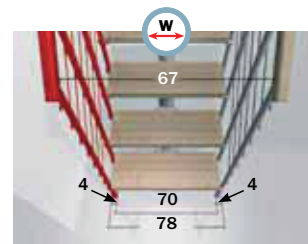
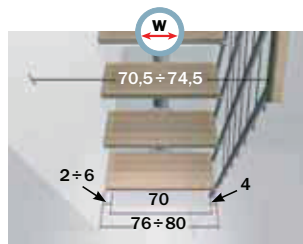


Legend



Komoda 74

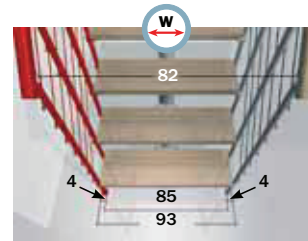
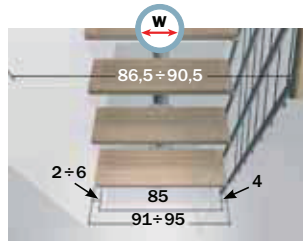
R from 17 to 23,5 cm
 G from 18 to 22 cm
 W from 70,5 to 74,5 cm



with supplementary railing

Komoda 89

R from 17 to 23,5 cm
 G from 22 to 26 cm
 W from 86,5 to 90,5 cm



with supplementary railing

**Design
 your staircase
 online.**



WITH THE STAIRPLANNER YOU WILL IMMEDIATELY BE ABLE TO FIND THE BEST KOMODA FOR YOUR HOME.

FOR FURTHER INFORMATION VISIT THE WEBSITE WWW.ARKE.WS



Komoda / technical data sheet

Komoda is composed of 12 treads with 13 rises and a railing on one side. The treads, complete with railing, are 74 cm or 89 cm wide. Komoda has three configurations:

- I-shaped straight
- L-shaped with 1/4 of a turn
- U-shaped with 2/4 of a turn.

Komoda is adjustable in rise, going and rotation.

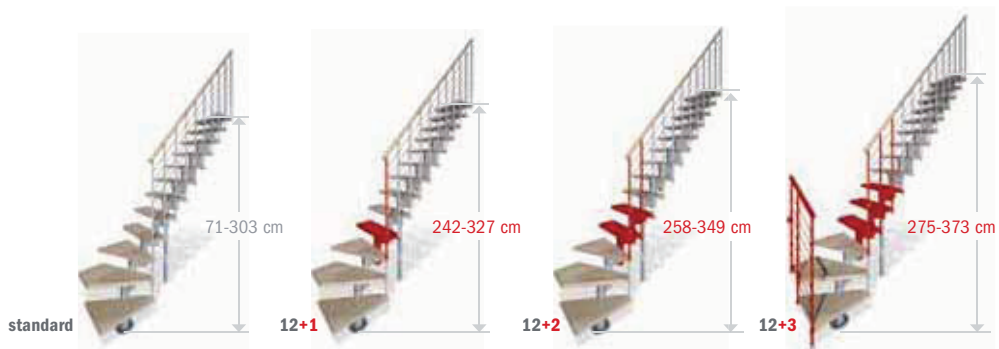
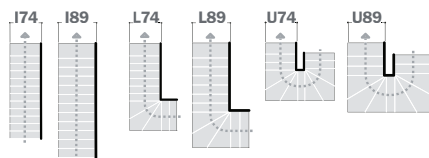


Table 8

				SUPPLEMENTARY ITEMS
	STAIRCASE HEIGHT IN CM	TREADS	RISES	TREADS
INCREASES ▶	from 275 to 373	15	16	+ 3
	from 258 to 349	14	15	+ 2
	from 242 to 327	13	14	+ 1
STANDARD	from 225 to 303	12	13	12 SOLID WOOD TREADS + STEEL SUPPORTS + ONE RAILING SIDE WITH STAINLESS STEEL CABLES
DECREASE ◀	from 208 to 279	11	12	
	from 191 to 255	10	11	



RISE ADJUSTABLE FROM 17 TO 23.5 CM



SUPPLEMENTARY ITEMS OVERVIEW



ROTATION

The direction of rotation, whether clockwise or anti-clockwise, can be decided during installation.



clockwise

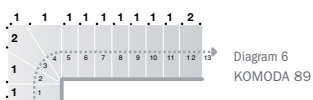
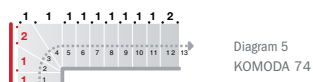


anti-clockwise

SUPPLEMENTARY RAILING

It protects the second side of the staircase when it is far from the wall. It is a module composed of 4 balusters, cable, handrail and fixings. The railing increases the dimension of the staircase by 4 cm. In diagrams 5 and 6 you can count the number of balusters necessary on the second side of the staircase (the balusters are represented by numbers and dots).

Example: if you wish to apply the supplementary railing only on the left side of the Komoda 74 staircase, as in diagram 5, you will need to add up the quantity of balusters: $1 + 1 + 2 = 4$ and therefore order 1 supplementary railing module.



SUPPLEMENTARY BALUSTRADE

It allows the protection of the upper-floor aperture. It is a 120 cm module, composed of 5 balusters, cables, handrail and fixings.

SUPPLEMENTARY TREADS

To reach a staircase height of 373 cm, you must purchase one or more supplementary treads comprising the structure, tread and baluster (Table 8).

RISER BAR

Allows to reduce the space between treads to prevent children from falling.



SUPPLEMENTARY PROTECTION PANEL

This safety accessory can be applied to balustrades with horizontal elements to prevent children from climbing over them. It consists of a transparent shockproof polycarbonate panel 36 cm high and 68 cm long, which can be shortened length-wise during the installation phase. The brackets are made of transparent polycarbonate. The following table can be used to calculate the number of elements to be ordered:

BALUSTRADE LENGTH IN CM	QUANTITY
from 0 to 120	2
from 121 to 180	3
from 181 to 236	4
from 237 to 292	5
from 293 to 348	6
from 349 to 404	7
from 405 to 460	8
from 461 to 516	9

WOOD SHADES STEEL COLOURS

LIGHT GREY,
OR DARK WHITE OR BLACK



EXAMPLE

If you wish to purchase KOMODA 74L comprising 12 + 3 = 15 treads (see adjacent drawing), the following items are needed:

- 1 KOMODA 74L STAIRCASE (standard)
- 3 SUPPLEMENTARY TREADS
- 1 SUPPLEMENTARY RAILING



FOR FURTHER INFORMATION
VISIT THE WEBSITE
WWW.ARKE.WS

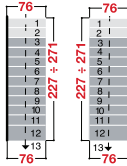
arke®
fontanot

Kompact / Komoda 74

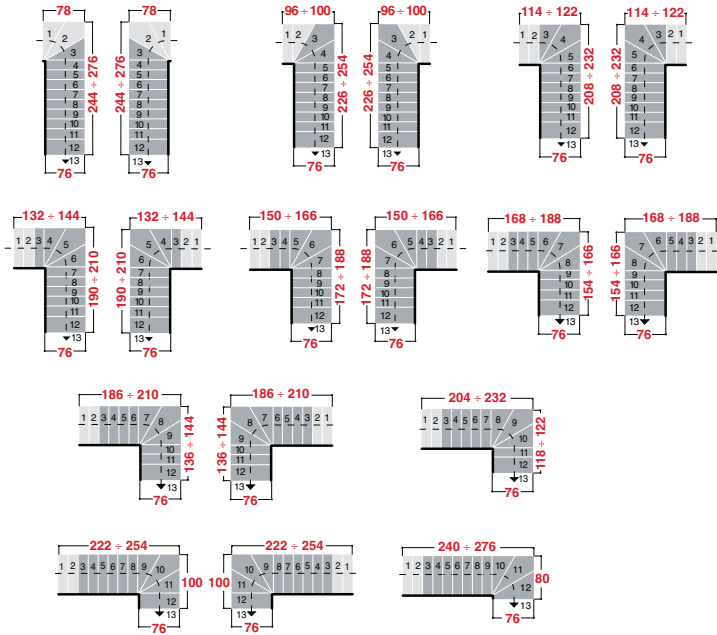
The dimensions given in the following I, L and U configurations are inclusive of the 2 cm minimum distance which must be left between the staircase and any wall.



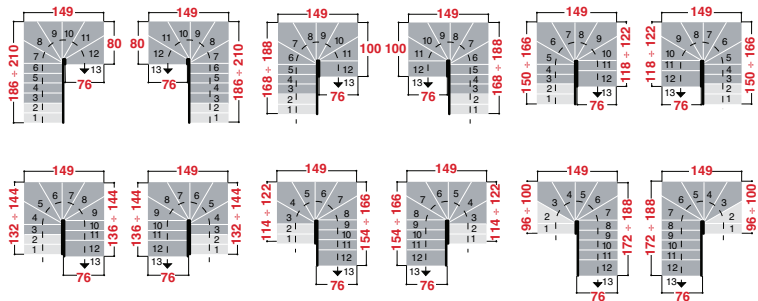
Kompact Komoda 74I

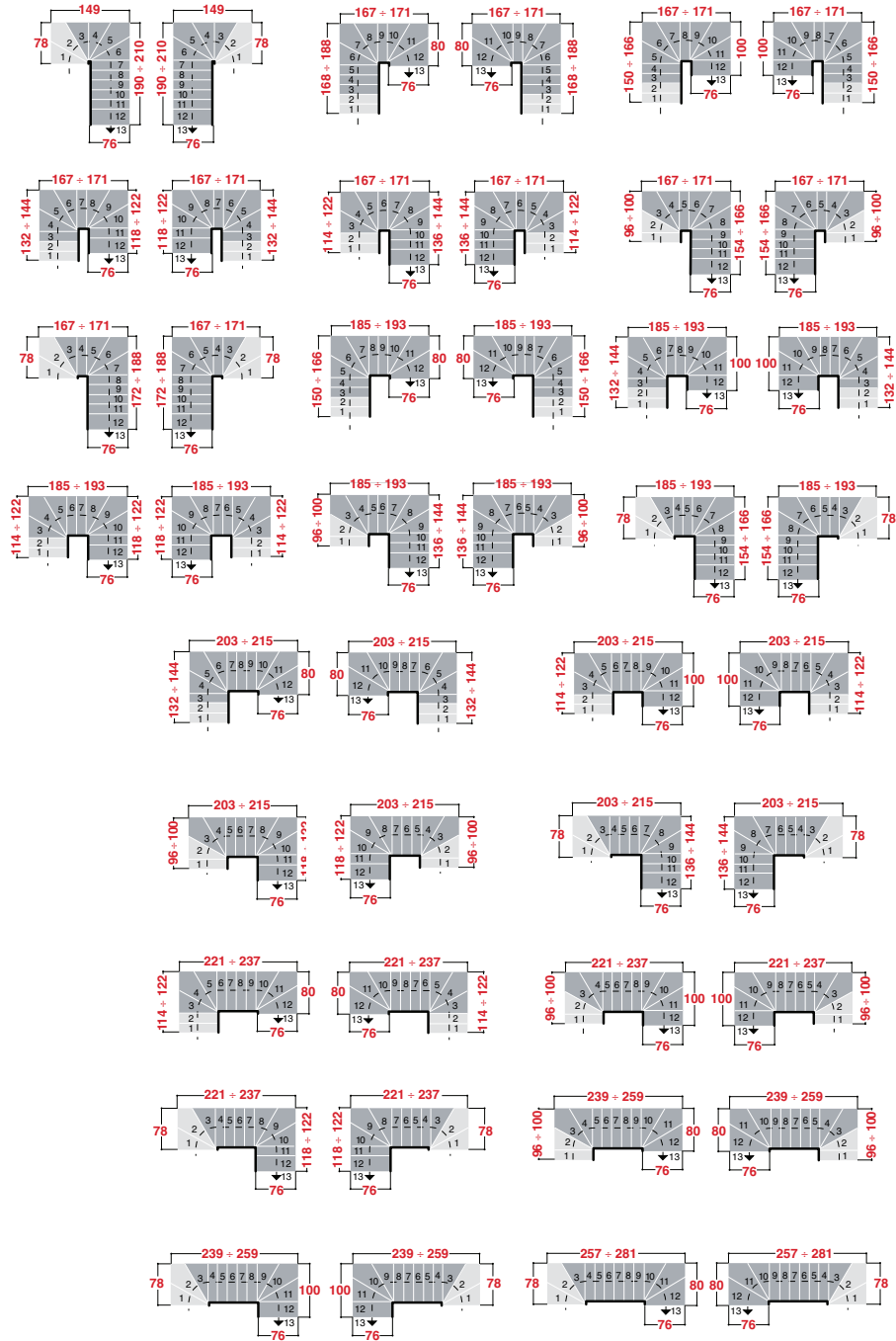


Kompact Komoda 74L



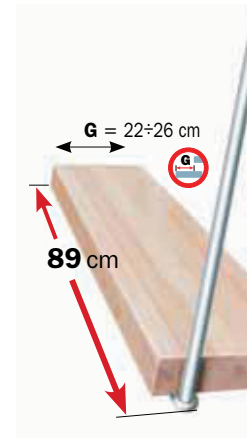
Kompact Komoda 74U



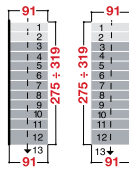


Kompact / Komoda 89

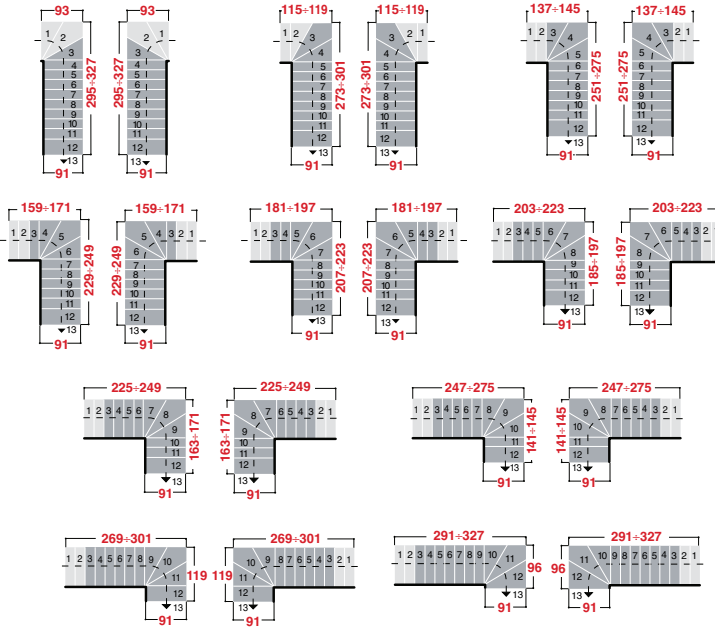
The dimensions given in the following I, L and U configurations are inclusive of the 2 cm minimum distance which must be left between the staircase and any wall.



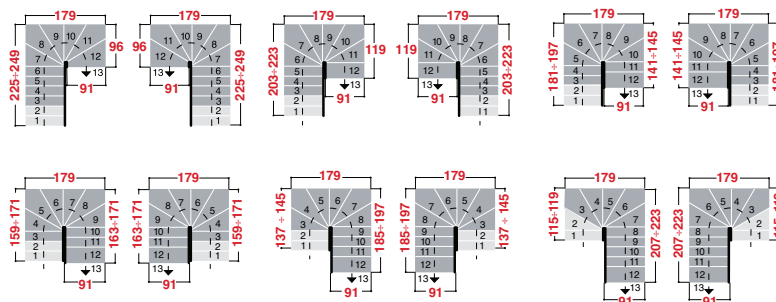
Kompact Komoda 89I

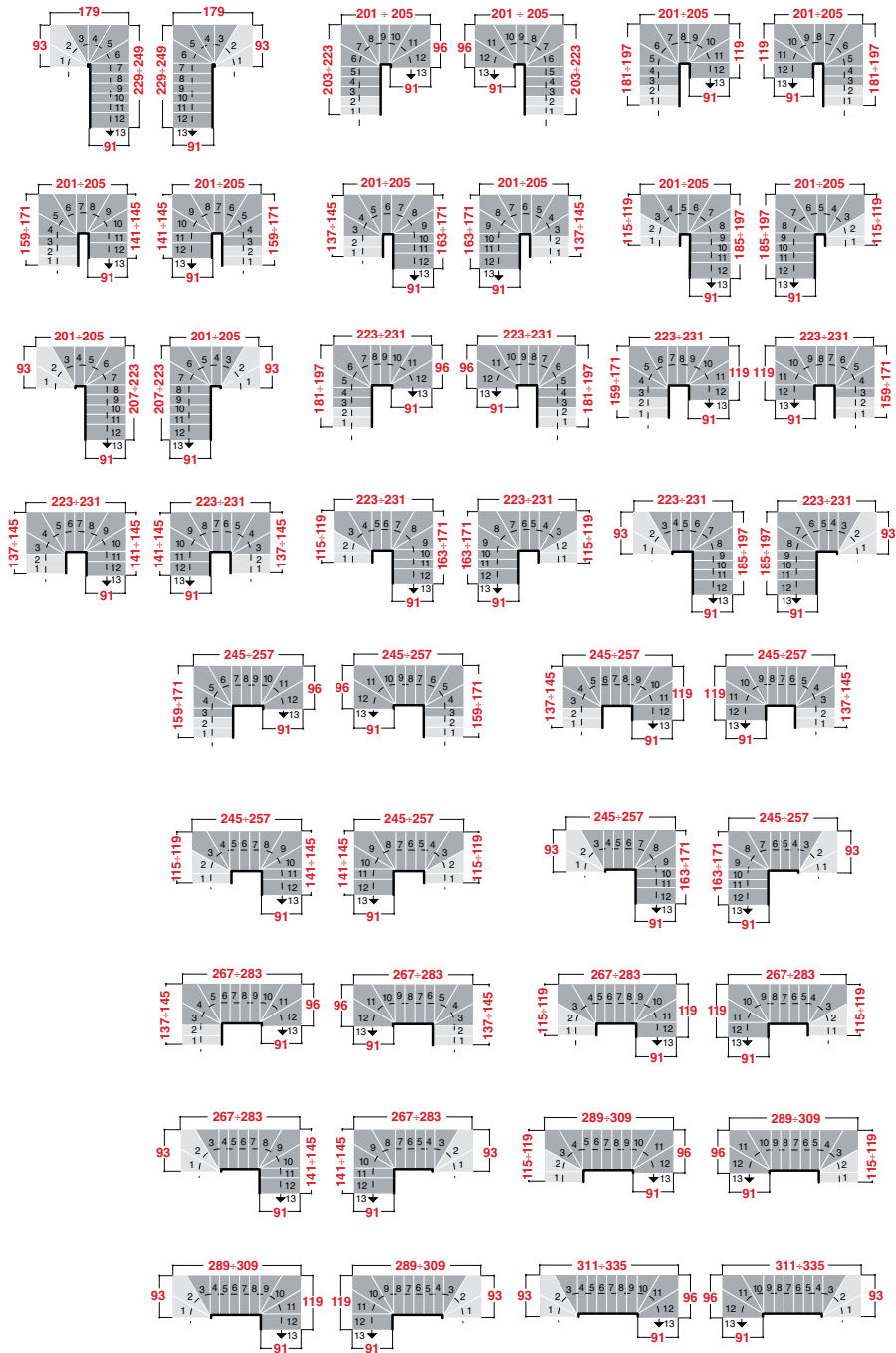


Kompact Komoda 89L



Kompact Komoda 89U







Product data sheet

A product envelope is included in the staircase packaging boxes: it contains the assembly instructions and a product data sheet where you can view the product's features and find useful information on cleaning and maintenance.



Safety for everyone

Going upstairs in a safe and welcoming way is a pleasure which you can enjoy every day. Arkè has thought of the whole family, however old or young.



Railing spacing




Balustrade height




Handrail height




Load resistance



Impact resistance



Rise-going ratio




Clear width

The products shown in this publication and the descriptions and technical characteristics provided are for information purposes only and may be subject to change without prior notice by Albini & Fontanot SpA. We suggest you check the characteristics of the product at one of our sales outlets.



Albini & Fontanot S.p.A. Company System
CSQ ISO-9001 certified





www.arke.ws



Albini & Fontanot S.p.A.
Registered and administrative office
via P. Paolo Pasolini, 6
47853 Cerasolo Ausa
Rimini, Italy

tel. **+39.0541.90.61.11**
fax **+39.0541.90.61.25**
info@fontanot.it
www.fontanot.it

Design: Fontanot Research Centre

ADIMEMBER

Albini & Fontanot S.p.A. Company System
CSQ ISO-9001 certified

