

BP Laser

Bplaser.com

Assembly Instructions for Heavy Transport Vehicle 8


Parts for this Kit 97




Assembly Instructions:

We recommend using PVA (or white) glue or superglue and that most parts of this kit are best painted **PRIOR** to gluing the building together.




Wheel Assembly:




Spare Wheel Assembly:






Chassis Assembly:








Tow Bar Assembly:






Axle Assembly:







Tow Ball Hitch Assembly:




Storage Locker Assembly:






Bull Bar:









Retain this piece:






Cab Assembly:













Spare Wheel and Hatch:



Exhaust Pipe Assembly:





Fuel Tank Assembly:

