



High-speed rail in the CYP TechBelt

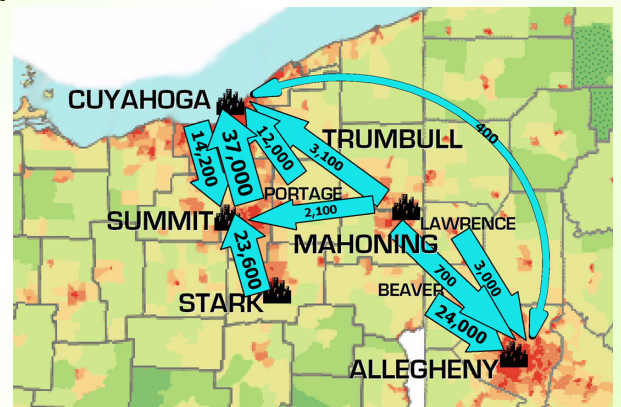


Four metro areas each with 600K+ residents in a 135-mile corridor having a total population of 6+ million.

population DENSITY!


14,000+ people commute more than 40 miles each way each workday at high cost in the CYP TechBelt.

long-distance COMMUTING!



CYP WORK TRIPS PER DAY *

SOURCE: U.S. Census, Journey to Work county trip data tables, 2000
NOTE: About 10-30 percent of work-trips are downtown-bound; rail typically attracts 20-50 percent of commutes over 25 miles.
* Does not include weekend trips home from colleges, regular healthcare visits, shopping, attending sporting events, etc.



Needed is a quality transportation option to enhance collaboration between growing economic clusters in the CYP TechBelt.

more economic collaboration in the CYP TECH-BELT!