



Saint Regis Mohawk Tribe

Chief Eric Thompson
Chief Beverly Cook
Chief Michael Conners
Sub-Chief Cheryl Jacobs
Sub-Chief Shelley Jacobs
Sub-Chief Agnes Jacobs

Kenténha/October 12, 2017

Hon. Charles Grassley
Chairman
Senate Judiciary Committee
Washington, D.C. 20510

Hon. Dianne Feinstein
Ranking Member
Senate Judiciary Committee
Washington, D.C. 20510

Tekwanonhwerá:tons/Greetings Chairman Grassley and Ranking Member Feinstein,

On behalf of the Saint Regis Mohawk Tribe (“SRMT” or “the Tribe”), we are writing to clarify certain claims and misperceptions made in recent media coverage and in a September 27th letter from Senator Maggie Hassan (D-NH), Senator Bob Casey (D-PA), Senator Sherrod Brown (D-OH), and Senator Richard Blumenthal (D-CT) requesting that the Senate Judiciary Committee investigate the Tribe’s purchase of the Orange-Book patents for RESTASIS® (Cyclosporine Ophthalmic Emulsion) from Allergan, Plc.

Background on the Saint Regis Mohawk Tribe

The Saint Regis Mohawk Tribe is a federally recognized tribal government located in our traditional Territory of Akwesasne, an economically depressed region of Northern New York State. The Tribe consists of over 15,600 enrolled tribal members, with approximately 8,000 tribal members living on the Territory. As one of the primary employers in the region, we take pride in our commitment to promoting and strengthening our region’s economy. The Tribe and its tribally owned enterprises—Akwesasne Mohawk Casino Resort, Mohawk Networks, and Akwesasne TV—provide much-needed employment opportunities for more than 1,600 residents of Northern New York and devotes more than \$52 million in salaries annually. Additionally, SRMT provides a number of essential services to tribal members and our neighbors, including public safety, economic development, and broadband. Despite our efforts, critical budget shortfalls remain.

To ensure the strength and vigor of our regional economy and to protect against persistent threats to our tribal general fund and federal funding, we have been forced to diversify our investment strategies. For example, in recent years, our gaming revenue has leveled off. This coupled with inflation, rising costs of living and healthcare, additional pressure of persistent budget cuts, sequestration, elimination of federal programs, increased competition, the Tribe’s inability to tax, and limited economic development opportunities due to our rural location, have further strained our extremely limited budget. While we do the best we can to augment shortfalls in federal funding for the health, public safety, housing, environment, and educational services, we consistently run into roadblocks when attempting to access capital that is essential to promoting the health and wellbeing of our members, employees, and neighboring non-Native communities. This transaction with Allergan is thus, specifically intended to supplement our current funding in order to more adequately exercise and fulfill our essential governmental obligations to our members.

In addition to financial barriers, our surrounding environment has been polluted in a way that is causing the Tribe's healthcare costs to sky rocket. For the past sixty years, our Territory has been polluted by hazardous polychlorinated biphenyls ("PCBs"), polycyclic aromatic hydrocarbons, aluminum, fluoride, cyanide, and other volatile organic compounds ("VOCs") from (i) the General Motors (Central Foundry Division) Superfund Site, (ii) the Alcoa West – Grasse River Superfund Site, and (iii) Alcoa East (formerly owned by the Reynolds Metals Company) – all of which are located directly upstream and upwind from where our community draws its drinking water and permanently resides. While the industries and associated jobs causing the pollution have come and gone, the pollutants remain and continue to contaminate our water, land, and air. This greatly compromises the health of our tribal members at devastatingly disproportionate rates.

Despite years of SRMT engagement with the EPA, New York, and Congress, mitigation plans that have been put into place are drastically underfunded and insufficient. New research also demonstrates that the EPA's mitigation methods are further exposing our community to additional pollutants. The lack of adequate federal funding to completely mitigate these Superfund Sites is polluting our entire Territory with hazardous PCBs and other VOCs, creating a cycle of pollutant-based health issues, and negatively impacting the traditional practices that are essential to the preservation of our culture.

Preserved as a part of the 1796 Treaty with the Seven Nations of Canada to use the river "unhindered", our Tribe once lived a traditional subsistence lifestyle, relying on many of the natural resources and wildlife along the St. Lawrence and Grasse Rivers. However, 60 years of toxic pollution have forced us to turn away from our subsistent lifestyles. In the 1990s, the New York State Department of Health issued a health advisory warning residents not to consume any fish from the Grasse River. Unfortunately, this advisory warning came decades after our tribal members had been exposed to these contaminants. This has plagued our community with a disproportionately high prevalence of diabetes, thyroid disorders, asthma, arthritis, autoimmune disease, heart disease and cancers. Newly conducted research also suggests that PCBs may be transferred through breast milk and inhibit the ability of our young women to conceive. Thus, even if our children no longer consume wildlife from the St. Lawrence and Grasse Rivers, they consume the milk from their mother who has been exposed to decades of contaminants, passing on a toxic legacy to the next generation of tribal members.

The fact that we are being attacked for diversifying our economy and obtaining a revenue source that could remedy the current environmental disaster that is polluting our community and endangering our well-being, while also offsetting healthcare costs is, at best, another sad example of colonial paternalism. For many of our tribal members, the backlash directed at the Tribe – and not other sovereigns involved in **the very same business** – cannot be reconciled with the government's repeated statements of support for tribal sovereignty and the advancement of true Indian self-determination.

The Tribe is particularly frustrated because we have been working with Congress, EPA, and various Administrations for decades to address the government's failure to warn us of the pollution and to protect us from being poisoned. **We will no longer sit back and wait for the government to figure this out nor will we excuse the government's inability to provide an important remedy that protects our health and well-being.** Our tribal members need adequate healthcare services and we will do everything we can to provide them with those essential services.

On top of this, as members of Congress criticize the Tribe for our actions, each of the individual states own hundreds, if not thousands, of patents. And to be clear, 20-25 percent of these patents were developed by private parties and subsequently transferred to state entities – the exact fact pattern here. The hypocrisy on top of the government's failure to uphold the federal trust responsibility, pass meaningful legislation, maintain important programs, and pay for environmental damages is leaving the Tribe in a perpetual standing of uncertainty regarding our ability to provide desperately needed services for our members. **True fulfillment of the federal trust responsibility to tribal governments should not force Indian Country**

to bear the consequences of partisan disagreements about how to control drug prices and deliver affordable healthcare.

Recommendations as the Committee Moves Forward

As you move forward in your review of our ownership of this patent and the *Inter Partes Review* (“IPR”) proceedings conducted by the Patent Trial and Appeal Board (“PTAB”), we ask that you keep the following considerations in mind:

1. Maintain Parity for Tribal Governments with States and Public Universities.

Tribal governments, like the SRMT, possess the same sovereign authority exercised by state governments and public universities to partner with companies to bring products to the market, while retaining title of intellectual property developed. As you begin your review of the transaction, we encourage you to look at the practices of your own states and the positive impacts of state and public university ownership of Orange Book-listed patents are having on your constituents.

According to the U.S. Patent and Trademark Office (“USPTO”), in 2012, every state had at least one university, foundation, or other institution that owned a patent. In fact, roughly 4,797 Orange Book-listed patents, were acquired by states and their public universities. This is roughly a 1.5 percent increase from 1985, more than 25 years ago, when U.S. colleges and Universities owned less than one percent of all patents. Despite this increase in patent ownership, state and public university patent acquisitions have not been questioned as to whether their sovereign immunity is at fault for rising drug prices and the declining U.S. patent system.

According to USPTO, in 2012 the four states represented by the Senators who objected to the deal owned over 7,000 patents combined. In Senator Hassan’s state, Dartmouth College and the University of New Hampshire owned a total of 257 patents, with 27 acquired in 2012.

In Senator Casey’s state, the University of Pennsylvania, University of Pittsburgh, Penn State Research Foundation, Carnegie Mellon University, Thomas Jefferson University, Temple University, Drexel University, Lehigh University, Duquesne University, Philadelphia Health and Education Corp., Pennsylvania Research Corp., Penn State University, Drexel University College of Medicine, Allegheny University of the Health Sciences, University of Scranton, Villanova University, Bryn Mawr College, University of the Sciences in Philadelphia, Drexel Institute of Technology, Philadelphia College of Osteopathic Medicine, Philadelphia College of Textiles and Science, Philadelphia University, University of Pittsburg Medical Center, Widener College, Franklin and Marshall College, Lehigh University and Northeast Benjamin Franklin, Technology Center of PA, Lock Haven University of Pennsylvania, Philadelphia College of Pharmacy and Science, St. Francis University, Slippery Rock University, University of the Arts, and Widener University owned a total of 3686 patents with 251 acquired in 2012.

In Senator Brown’s state, Ohio State University, Case Western Reserve University, University of Akron, University of Cincinnati, Ohio State University Research Foundation, University of Dayton, University of Toledo, Kent State University, Ohio University, Wright State University, Cleveland State University, the Medical College of Ohio, Bowling Green State University, Miami University, Northeastern Ohio Universities College of Medicine, Ohio University Edison Animal Biotechnology Institute, Ohio Agricultural Research and Development Center, Ohio Northern University, and Antioch College owned a total of 2267 patents, with 149 acquired in 2012.

In Senator Blumenthal’s state, Yale University, the University of Connecticut, University Patents Inc., University of Connecticut Health Center, University of Hartford, Fairfield University, University of Connecticut Research and Development Corp., University of Connecticut – Center for Science and

Technology Commercialization, Connecticut College, and owned a total of 1066 patents, with 51 acquired in 2012.

Your own states, Iowa and California, have also been long-time Orange-book patent owners. In Iowa, the University of Iowa, Iowa State University, Iowa State University Research Foundation Inc., University of Iowa Research Foundation, the University of Iowa Foundation, and Kirkwood Community College owned a total of 1,515 patents, with 46 acquired in 2012.

In California, UC Berkley, Stanford University, Stanford University Medical Center, California Institute of Technology, University of Southern California, Scripps Research Institute, Scripps Clinic and Research Foundation, Loma Linda University Medical Center, University of California Office of Technology Transfer, Alfred E. Mann Institute for Biomedical Engineering at the University of South California, Loma Linda University, San Diego State University, Research and Education Institute – UCLA Medical Center, Los Angeles Biomedical Research Institute at Harbor UCLA Medical Center, California Institute Research Foundation, California Polytechnic State University Foundation, California Polytechnic State University Corporation, Keck Graduate Institute, Cal State Fresno Foundation, Research and Education Institute Inc., Ambassador College, Cal State Fullerton Foundation, Harvey Mudd College, San Diego State University Research Foundation, San Jose State University Foundation, San Jose State University Foundation, University of the Pacific, Western University of Health Sciences, California State University, Humboldt State University Foundation, Loma Linda University Adventist Health Sciences Center, The University Foundation – California State University, USC Stevens Center for Innovation, Art Center College of Design, California Institute of Technology – Jet Propulsion Lab, Chapman College, Charles R. Drew University of Medicine and Science, Jesuit Community at Loyola University, Pepperdine University, San Diego State College Foundation, and USC/Norris Comprehensive Cancer Center.

For more information on other states' rates of Orange Book-listed patents, please the attached documents (U.S. Patent and Trademark Office Data concerning U.S. Colleges and Universities Utility Patent Grants Calendar Years 1969-2012, our analysis of this data by state, and a list of companies who have transferred their patents to state universities in the same manner the Tribe has done).

2. Protect a Revenue Stream that Directly Benefits Tribal Citizens and Augments Lack of Adequate Federal Funding and Limited Economic Development Opportunities

The Tribe's partnership with Allergan opens a new revenue stream that will help offset budget shortfalls for housing, healthcare, eldercare, education and language preservation services due to inadequate annual funding levels, sequestration, the inability to tax, and limited economic development opportunities due to its rural location. The Tribe will receive \$13.75 million upon execution of the agreement and will be eligible to receive \$15 million in annual royalties. The Tribe will use this revenue to address the following shortfalls:

Housing: The Tribe faces a critical housing shortage. As its population expands, its territory has not. Despite nearly 40 years of litigation with respect to returning Mohawk tribal lands, some local communities still have not agreed to the settlement forcing the Tribe to purchase additional lands from willing sellers at a great cost. Additionally, the Tribe's housing program lost a quarter of a million dollars this year forcing a reduction in the workforce by three employees and several key staff transitioned to part-time to maintain operations. Working under these constraints makes it difficult to provide much needed housing for our members.

Healthcare and Environment: The SRMT community is plagued with chronic illness and has disproportionately high rates of diabetes and cancer as a result of the environmental pollutants from three superfund sites located upstream and upwind from the territory. In 2016, SRMT's total healthcare budget was \$18.2 million. Despite receiving health dollars from federal appropriations, and \$1 million in Medicaid, the Tribe had to heavily subsidize the remaining budget shortfall with its already limited resources.

Sequestration and elimination of certain EPA programs have also hindered the Tribes' ability to mitigate the impacts of these environmental health hazards, fully remediate the Superfund sites, and adequately monitor air quality, which further adds costs to the already insufficient healthcare budget.

Eldercare: Like the surrounding non-Indian communities, as the Akwesasne community ages, the need for greater eldercare continues to strain the Tribe's budget. A recent referendum highlighted the community's concern about the need of the Tribal Government to provide more resources and assistance to elders living on fixed incomes.

Language Preservation: Like many indigenous languages, the Mohawk language is endangered and faces the risk of extinction unless the Tribe continues to subsidize and support strong language programs, such as the full language immersion Akwesasne Freedom School and other intensive programs necessary to preserve and pass down the Mohawk language.

3. Understand the Role the Tribe is Playing

A major concern raised is that the Tribe is merely a shell company. This could not be further from the truth. The Tribe has created an Office of Technology Research and Patents that will be an active participant in any proceedings to protect tribal ownership of all its intellectual property. As a sovereign government, the Tribe has a duty to its citizens to protect its investments and cannot responsibly rely on its partners to enforce its sovereign rights.

Finally, in its role as a government, the Tribe has been seeking opportunities that allow it to gain more knowledge on business models and the regulatory framework that protects intellectual property – specifically keeping in mind how the Tribe can use this framework to protect its own traditional ecological knowledge and other innovations.

4. It is Not in the Best Interest of its Tribal Members to Delay Access to Generic Drugs or to Raise Drug Prices

Some commentators fear the patent agreement between Allergan and the Tribe will delay access to generic drugs for the American public, insulate pharmaceutical patents from review, and take advantage of consumers. These concerns reflect a misunderstanding of the federal statutes that govern tribal sovereignty and market entry of generic drugs.

It is the Tribe's job, as a sovereign government, to provide healthcare services to its community members and it is acutely aware of the cost of pharmaceutical drugs and the financial challenges faced by so many families. Currently, 10 percent of the Tribe's overall healthcare budget is dedicated to pharmacy costs. To suggest the Tribe would engage in price-gouging or hinder access to medicine is a complete opposition of the core values of the Tribe and its own financial interest. Furthermore, generic drugs have already saturated the market. In 2016, nearly 90 percent of prescription drugs dispensed were generic drugs. In addition, new research is finding that the cost of generic drugs is rising, not due to state or public university involvement in the sector, but due to below cost pharmacy reimbursements, low maximum allowable cost prices, difficulty sourcing alternative medications to fit patients' budgets, medication non-adherence costs, and inaccurate price forecasts.

5. Like Public Universities Who Own Patents, Tribal Governments Will Not Cause a Rush of Companies Moving their Patents to Tribes Nor will it Result in Patents Evading Review

The accusation that deals between private pharmaceutical companies and tribal governments will cause a rush of companies moving their patents to tribal governments to evade pharmaceutical patents review is factually incorrect. First and foremost, in 2012 states and public universities owned a total of 75,353 patents

with 4,797 acquired that year. During this same year, roughly 70 percent of prescription drugs were generic drugs. Today, that percentage is even higher.

Secondly, ownership of Orange Book-listed patents by sovereign entities will not affect the ability of generic drug companies to mount a full and fair patent challenge in federal court. Through 1984 Hatch Waxman Act (“HWA”) litigation, generic companies can bring their affirmative defenses and counterclaims that arise from the underlying dispute, unaffected by sovereign immunity. It is incorrect to say that a sovereign patent owner could use its patents to sue for infringement, but then use its immunity to block counter-arguments that these patents are invalid.

6. Recognize the Current System is Not Working

Additional accusations contend that the purpose of the IPR proceedings is to ensure generic drug companies have efficient access to patent review proceedings, to increase access to important medicines, and to keep drug prices low. In reality, IPR proceedings were established in the U.S. Patent and Trademark Office in 2012 in response to concerns from the high-technology sector. IPR proceedings were intended to be a cheaper and quicker alternative to federal court litigation over frivolous patent claims. Today, roughly 80 percent of patents are reviewed through IPR proceedings. While it has proven efficient for tech patents, it has become controversial for pharmaceutical patents, which were never discussed when the IPR system was created.

For Orange Book-listed patent owners, IPR proceedings allow repetitive attacks on patents, lack finality and due process, and use legal standards that are systematically unfavorable to patentees. IPR is often used together with district court litigation for multi-pronged attacks on the same patents in different forums. For patent challengers IPR can be an effective form of answer-shopping. For patentees, they are a form of double jeopardy.


For decades prior to the Leahy–Smith America Invents Act (“AIA”), HWA ensured that all duly issued U.S. patents protected by the presumption of validity, a clear and convincing evidence standard and the right to a trial before a jury overseen by an Article III judge on the issue of validity. As a result of the IPR abuses, where a federal district court typically invalidates about 28 percent of patents, IPRs have invalidated 76 percent. Because there is no limit on the number of IPRs that can be filed against a patent, challengers can keep filing IPRs until they win. **Since passage of the AIA, the U.S. has fallen from 1st to 10th in the ranking of the strength of its intellectual property system.**

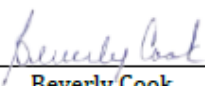
Finally, the Supreme Court is set to review the constitutionality of the America Invents Act (AIA) in *Oil States Energy Services, LLC v. Greene’s Energy Group, LLC*, including the constitutionality of the IPR proceedings. Thus at the very least, consideration of important questions surrounding the Hatch Waxman Act, the America Invents Act and the intersection of sovereign immunity should benefit from the Supreme Court’s guidance on this issue.


We thank you for your leadership on this matter and appreciate your consideration of our request. We hope that we can continue working, as governmental partners, to seek important opportunities that allow us to provide our constituents, with the resources and services they need.

Skén:nen | In peace,

THE SAINT REGIS MOHAWK TRIBAL COUNCIL


Eric Thompson
Tribal Chief


Beverly Cook
Tribal Chief


Michael Conners
Tribal Chief

U.S. PATENT AND TRADEMARK OFFICE
Patent Technology Monitoring Team (PTMT)

U.S. COLLEGES AND UNIVERSITIES- UTILITY PATENT GRANTS, CALENDAR YEARS 1969-2012

- this report was created with support from the [National Science Foundation](#) -

BREAKOUT BY UNIVERSITY ASSIGNEE - PATENTS DISTRIBUTED BY CALENDAR YEAR OF GRANT

NUMBER OF UTILITY PATENTS ASSIGNED ANNUALLY TO U.S. COLLEGES AND UNIVERSITIES

- Explanation of Data -

Rank Ordered Listing of Assignee Names Receiving 1 or More Utility Patents During the Period

This Table Provides a Detail Breakout with Separate Counts
for Each Identified Assignee Name Associated With:

ALL U.S. UNIVERSITIES

(count of patent grants, as distributed by calendar year of grant)
(patent ownership is determined by the first-named assignee listed on a patent)

Annual patent counts for the university.

Counts of granted patents are distributed by the year of patent grant.
Multiple assignee names may be associated with a university.

Organizational Identifier	State	PRE_1992	1992	1993	1994	1995	1996	1997	1998	1999	2000	2001	2002	2003	2004	2005	2006	2007	2008	2009	2010	2011	2012	Total
UNIVERSITY OF CALIFORNIA, THE REGENTS OF	CA	831	79	112	154	203	255	264	386	434	432	401	430	437	422	388	410	333	237	251	349	323	357	7488
MASSACHUSETTS INSTITUTE OF TECHNOLOGY	MA	1210	125	112	99	104	119	102	138	142	113	125	135	127	132	136	139	141	134	134	174	160	216	4017
STANFORD UNIVERSITY	CA	472	42	50	62	54	55	64	79	83	103	84	102	85	75	90	98	85	120	110	155	153	182	2403
CALIFORNIA INSTITUTE OF TECHNOLOGY	CA	446	32	29	46	37	24	46	93	99	103	124	110	139	135	101	115	116	96	93	134	111	136	2365
UNIVERSITY OF TEXAS	TX	308	73	86	97	89	87	81	96	91	89	89	91	94	99	89	107	90	79	98	122	125	141	2321
WISCONSIN ALUMNI RESEARCH FOUNDATION	WI	381	39	53	48	44	64	62	83	86	64	72	80	84	64	77	101	91	90	115	136	144	155	2133
JOHNS HOPKINS UNIVERSITY	MD	239	20	33	23	28	27	47	79	97	72	80	81	70	94	71	91	62	66	56	71	70	79	1556
CORNELL RESEARCH	NY	282	41	35	39	36	52	50	64	64	49	61	35	59	40	41	61	54	50	52	74	51	33	1323

FOUNDATION INC.																								
UNIVERSITY OF MICHIGAN	MI	132	21	19	28	30	25	53	50	51	69	51	47	63	67	71	69	47	66	54	78	79	97	1267
COLUMBIA UNIVERSITY	NY	80	17	17	18	18	33	35	55	55	51	58	46	61	52	57	54	55	54	46	82	76	78	1098
UNIVERSITY OF PENNSYLVANIA	PA	89	26	34	37	25	45	55	69	59	31	52	45	29	32	43	47	39	45	38	77	59	78	1054
UNIVERSITY OF MINNESOTA, THE REGENTS OF	MN	290	31	28	28	25	31	32	43	49	46	38	41	39	43	36	36	31	27	34	34	37	38	1037
IOWA STATE UNIVERSITY RESEARCH FOUNDATION INC.	IA	371	23	28	37	37	38	36	53	44	34	28	19	26	25	13	24	22	12	31	25	16	14	956
RESEARCH FOUNDATION OF STATE UNIVERSITY OF NEW YORK	NY	66	29	28	34	30	37	45	51	54	52	40	54	34	37	24	42	29	39	57	61	43	46	932
GEORGIA TECH RESEARCH CORP.	GA	125	16	16	20	21	22	16	17	33	37	32	36	43	37	42	54	50	42	41	67	69	80	916
UNIVERSITY OF ILLINOIS	IL	63	10	13	14	12	16	17	21	29	26	34	31	39	58	34	51	45	47	65	85	90	85	885
UNIVERSITY OF WASHINGTON	WA	49	11	11	13	17	25	37	47	47	59	43	41	36	31	32	37	39	42	51	74	45	70	857
HARVARD COLLEGE, PRESIDENT AND FELLOWS	MA	114	16	17	16	14	32	28	49	41	26	32	48	40	41	26	34	43	43	34	47	56	52	849
MICHIGAN STATE UNIVERSITY	MI	67	19	13	21	15	32	41	59	53	42	39	49	49	28	24	32	35	46	42	39	33	30	808
DUKE UNIVERSITY	NC	66	8	12	29	20	37	21	28	33	32	55	38	40	26	25	51	29	33	32	42	39	41	737
NORTH CAROLINA STATE UNIVERSITY	NC	61	24	27	32	30	26	24	26	23	24	31	33	44	42	39	34	31	34	25	34	38	38	720
UNIVERSITY OF SOUTHERN CALIFORNIA	CA	105	18	13	15	6	15	18	16	13	15	20	31	27	31	25	35	25	39	38	60	54	83	702
SCRIPPS RESEARCH INSTITUTE	CA	0	9	28	24	36	27	26	58	42	36	55	32	28	19	29	40	32	42	32	33	29	32	689
PURDUE RESEARCH FOUNDATION	IN	211	5	6	11	10	12	24	20	18	10	13	23	21	23	25	24	32	21	41	51	41	42	684
RESEARCH CORPORATION	NY	669	1	0	0	0	0	0	0	0	0	0	0	0	0	0	0	0	0	0	0	0	0	670
NORTHWESTERN UNIVERSITY	IL	94	8	8	12	17	10	27	35	23	17	33	27	21	18	18	19	24	27	35	58	64	70	665
UNIVERSITY OF MARYLAND	MD	19	14	20	14	21	20	15	24	32	24	24	25	31	29	22	40	29	31	33	52	52	61	632
NEW YORK UNIVERSITY	NY	76	11	19	15	14	18	21	22	23	24	29	19	22	23	14	26	41	20	37	59	49	46	628
UNIVERSITY OF FLORIDA RESEARCH FOUNDATION, INCORPORATED	FL	6	6	5	8	10	21	18	26	22	14	15	21	15	20	40	60	57	43	51	42	54	70	624
UNIVERSITY OF FLORIDA	FL	187	36	29	18	21	15	25	26	28	50	36	21	44	21	24	19	5	2	3	1	0	0	611
UNIVERSITY OF PITTSBURGH	PA	91	10	10	10	13	11	17	31	39	38	38	22	22	24	18	23	18	30	25	30	30	43	593

PENN STATE RESEARCH FOUNDATION, INC.	PA	0	0	4	10	16	20	19	26	35	37	50	47	51	38	29	29	27	27	29	39	27	32	592
UNIVERSITY OF UTAH RESEARCH FOUNDATION	UT	34	5	10	16	13	24	22	32	30	17	38	24	14	21	17	22	27	25	27	47	45	79	589
UNIVERSITY OF NORTH CAROLINA	NC	29	11	14	13	21	22	39	29	43	27	36	22	29	24	30	21	30	24	20	39	26	39	588
UNIVERSITY OF SOUTH FLORIDA	FL	12	5	7	4	6	13	14	18	18	20	15	19	11	30	18	32	28	34	35	83	86	79	587
WASHINGTON UNIVERSITY	MO	68	17	18	19	21	18	22	40	50	36	37	19	22	20	15	19	17	15	15	22	29	25	564
UNIVERSITY OF CENTRAL FLORIDA	FL	1	0	4	4	6	9	14	12	14	11	19	16	26	29	23	32	31	40	53	60	67	72	543
PRINCETON UNIVERSITY	NJ	34	4	11	7	12	13	16	24	30	28	39	36	31	21	32	23	29	30	27	28	37	24	536
UNIVERSITY OF IOWA RESEARCH FOUNDATION	IA	82	7	11	9	17	11	14	25	29	16	38	25	30	17	16	28	26	22	21	32	25	31	532
MAYO FOUNDATION FOR MEDICAL EDUCATION AND RESEARCH	MN	11	9	9	4	6	12	17	20	28	18	27	26	29	28	27	26	25	29	23	60	41	48	523
TEXAS A AND M UNIVERSITY	TX	67	14	22	20	16	14	14	21	23	19	25	29	19	24	24	24	26	15	18	26	19	34	513
YALE UNIVERSITY	CT	56	12	14	13	16	7	20	34	28	29	29	25	28	19	23	21	16	7	24	27	34	24	506
RUTGERS UNIVERSITY	NJ	28	12	15	18	20	18	21	26	31	25	21	35	24	21	18	31	21	24	11	20	23	28	491
OHIO STATE UNIVERSITY	OH	190	17	8	5	10	9	13	11	13	22	11	13	13	23	21	22	10	6	9	16	14	17	473
ROCKEFELLER UNIVERSITY	NY	69	23	23	13	9	8	20	35	34	42	25	32	13	15	5	21	3	19	17	11	17	15	469
UNIVERSITY OF KENTUCKY RESEARCH FOUNDATION	KY	91	7	4	3	11	13	14	19	25	24	19	31	22	17	19	23	13	19	22	30	20	23	469
UNIVERSITY OF CHICAGO	IL	29	0	6	13	16	13	22	22	25	16	27	28	27	41	24	37	19	15	15	14	16	14	439
UNIVERSITY OF ROCHESTER	NY	112	10	11	10	6	3	5	15	7	12	16	19	18	15	15	25	19	19	27	20	22	27	433
CARNEGIE-MELLON UNIVERSITY	PA	36	10	4	8	10	13	9	26	27	33	12	19	25	25	7	30	15	13	10	26	21	36	415
UNIVERSITY OF NEBRASKA, THE BOARD OF REGENTS OF	NE	39	4	10	16	21	29	24	25	23	27	18	24	18	20	12	18	14	18	8	16	10	12	406
UNIVERSITY OF MISSOURI	MO	79	9	8	7	10	8	16	13	16	6	12	14	17	18	8	20	15	11	16	26	27	35	391
LOUISIANA STATE UNIVERSITY	LA	39	20	16	11	14	14	20	37	15	20	34	19	17	11	15	13	14	15	5	10	12	17	388
UNIVERSITY OF ARKANSAS	AR	19	16	8	10	5	6	8	9	30	18	28	17	25	16	17	23	16	14	16	26	26	34	387
VANDERBILT UNIVERSITY	TN	38	4	7	6	9	6	11	16	14	21	20	20	21	21	16	22	17	16	17	19	30	32	383
BOSTON UNIVERSITY	MA	66	22	14	14	14	16	20	19	15	16	18	14	15	10	10	8	13	10	11	19	13	24	381
UNIVERSITY OF MASSACHUSETTS	MA	8	0	0	1	1	2	1	14	39	11	11	11	15	15	9	16	14	23	36	50	47	54	378
THOMAS JEFFERSON UNIVERSITY	PA	50	8	9	13	14	15	25	29	26	26	36	29	21	10	8	5	9	4	7	14	2	5	365

EMORY UNIVERSITY	GA	22	6	14	5	11	12	12	35	26	20	18	28	22	17	11	19	13	10	10	23	11	9	354
UNIVERSITY OF VIRGINIA ALUMNI PATENTS FOUNDATION	VA	56	9	6	5	9	13	12	15	15	10	15	9	20	6	9	11	13	21	14	27	28	28	351
CASE WESTERN RESERVE UNIVERSITY	OH	39	9	6	8	8	6	9	15	28	18	18	22	14	10	11	11	6	9	16	19	28	33	343
VIRGINIA TECH INTELLECTUAL PROPERTIES, INC.	VA	22	16	7	14	3	11	16	16	20	13	9	10	13	13	12	24	28	13	27	23	11	13	334
UNIVERSITY OF CONNECTICUT	CT	21	9	9	2	8	9	13	11	17	13	7	13	13	10	18	28	19	21	17	23	20	25	326
UNIVERSITY OF GEORGIA RESEARCH FOUNDATION, INC.	GA	43	10	18	7	10	12	11	18	10	18	18	20	12	8	11	5	7	7	13	18	19	29	324
BAYLOR COLLEGE OF MEDICINE	TX	53	6	9	9	4	15	15	27	19	26	12	17	15	13	7	14	12	16	6	10	8	6	319
UAB RESEARCH FOUNDATION	AL	2	4	4	4	6	5	13	18	31	22	25	21	41	31	13	14	15	4	11	9	10	12	315
UNIVERSITY OF OKLAHOMA	OK	26	7	13	7	11	9	16	9	15	17	20	8	10	3	6	22	22	11	18	26	17	11	304
UNIVERSITY OF DELAWARE	DE	133	10	5	4	5	5	4	6	2	3	5	9	7	9	6	5	10	12	14	20	12	16	302
UNIVERSITY OF AKRON	OH	74	11	9	17	11	12	5	9	12	11	13	11	9	14	8	7	7	7	6	10	11	20	294
WILLIAM MARSH RICE UNIVERSITY	TX	2	0	2	2	0	4	2	1	2	2	6	9	6	21	20	31	24	25	23	34	34	35	285
FLORIDA STATE UNIVERSITY	FL	9	2	9	5	10	8	6	13	9	14	7	19	12	9	11	13	13	7	14	35	23	32	280
RENSSELEAR POLYTECHNIC INSTITUTE	NY	40	2	7	7	7	12	6	4	5	9	8	6	14	13	14	17	26	10	17	23	9	16	272
ARIZONA STATE UNIVERSITY	AZ	35	6	2	5	7	17	8	5	7	6	8	9	6	11	12	15	11	14	14	15	17	34	264
UNIVERSITY OF COLORADO, THE REGENTS OF	CO	5	0	0	2	8	14	20	16	7	2	3	3	14	13	11	20	12	21	15	24	27	23	260
UNIVERSITY OF UTAH	UT	169	8	10	6	4	8	9	5	4	3	5	5	5	3	1	0	2	2	1	3	1	6	260
WAYNE STATE UNIVERSITY	MI	53	16	12	14	9	8	8	10	10	8	12	11	5	6	8	13	8	5	10	7	12	13	258
OREGON HEALTH SCIENCES UNIVERSITY	OR	16	5	5	6	10	12	16	13	13	21	13	14	8	11	6	8	9	11	11	11	16	13	248
ALBERT EINSTEIN COLLEGE OF MEDICINE OF YESHIVA UNIVERSITY	NY	27	1	4	3	3	11	6	14	10	17	17	15	11	14	9	13	5	9	6	19	11	13	238
UNIVERSITY OF CINCINNATI	OH	44	7	8	7	8	7	10	5	5	16	16	12	9	8	7	8	8	7	4	15	14	9	234
UNIVERSITY OF TENNESSEE RESEARCH CORPORATION	TN	76	12	3	5	14	8	12	9	12	16	22	31	4	3	1	2	2	1	0	0	1	0	234
TUFTS UNIVERSITY	MA	19	7	9	6	3	7	4	10	6	9	12	12	11	11	8	15	8	6	13	13	16	26	231

DARTMOUTH COLLEGE	NH	20	1	4	4	3	4	2	9	8	11	7	8	9	10	7	16	16	9	11	17	21	24	221
TEMPLE UNIVERSITY	PA	65	14	9	9	11	7	9	6	5	4	6	8	12	8	5	7	4	3	7	2	7	11	219
UNIVERSITY OF MEDICINE AND DENTISTRY OF NEW JERSEY	NJ	28	6	1	4	5	3	7	15	9	5	14	5	12	8	4	18	9	9	10	15	17	14	218
UNIVERSITY PATENTS, INC.	CT	201	9	1	2	1	0	1	0	0	0	0	0	0	0	0	0	0	0	0	0	0	0	215
THE OHIO STATE UNIVERSITY RESEARCH FOUNDATION	OH	1	4	2	5	7	13	14	13	9	4	9	6	6	11	8	8	8	9	12	19	23	23	214
KANSAS STATE UNIVERSITY RESEARCH FOUNDATION	KS	65	7	8	20	11	9	4	7	12	8	9	8	7	9	2	2	3	3	2	7	4	5	212
GEORGETOWN UNIVERSITY	DC	34	5	5	7	6	7	8	11	8	13	8	8	12	9	1	8	8	5	8	7	11	12	201
CLEMSON UNIVERSITY	SC	33	10	4	10	8	7	9	8	2	3	6	7	13	10	11	13	9	7	5	16	2	1	194
NORTHEASTERN UNIVERSITY	MA	22	11	10	15	16	11	12	11	9	15	6	4	2	8	8	4	4	3	3	8	4	8	194
RESEARCH TRIANGLE INSTITUTE	NC	45	4	7	7	7	2	4	6	10	10	8	5	13	7	6	11	7	3	6	4	12	6	190
UNIVERSITY OF NEW MEXICO	NM	37	11	5	9	15	8	13	12	15	23	13	14	6	1	1	0	1	0	0	0	0	0	184
UCHICAGO ARGONNE LLC	IL	0	0	0	0	0	0	0	0	0	0	0	0	0	0	0	3	25	37	23	32	31	31	182
NEW JERSEY INSTITUTE OF TECHNOLOGY	NJ	4	2	0	1	2	2	6	6	8	9	4	6	5	7	0	6	7	11	13	20	28	34	181
SCIENCE & TECHNOLOGY CORPORATION AT UNIVERSITY OF NEW MEXICO	NM	0	0	0	0	0	0	1	0	0	0	0	4	13	13	12	8	10	13	16	20	31	38	179
BROWN UNIVERSITY RESEARCH FOUNDATION	RI	17	5	1	4	6	6	9	18	18	12	19	7	13	8	8	8	4	6	1	2	2	2	176
BRIGHAM YOUNG UNIVERSITY	UT	45	9	13	3	3	2	5	2	2	4	2	6	2	7	3	11	12	5	9	12	1	13	171
WAKE FOREST UNIVERSITY	NC	8	0	3	4	1	6	6	6	9	11	11	6	8	13	3	8	9	6	5	15	11	22	171
AUBURN UNIVERSITY	AL	1	4	0	2	2	1	3	6	9	8	8	8	5	9	11	10	14	8	16	15	10	14	164
UNIVERSITY OF MIAMI	FL	49	5	2	5	5	5	14	3	2	3	3	6	8	3	3	2	5	4	4	4	3	21	159
UNIVERSITY OF ARIZONA	AZ	5	1	3	6	5	4	10	8	7	5	3	8	6	8	3	10	14	10	6	11	18	7	158
OREGON STATE UNIVERSITY	OR	17	9	5	11	6	3	7	8	3	2	8	6	5	9	6	7	6	4	5	6	8	12	153
WASHINGTON STATE UNIVERSITY RESEARCH FOUNDATION	WA	31	3	2	4	3	2	5	5	9	9	13	7	7	6	7	4	3	8	1	7	9	8	153
UNIVERSITY OF ALABAMA	AL	49	3	2	3	3	8	6	9	6	4	7	8	1	8	4	2	3	6	4	1	7	7	151
UNIVERSITY OF HAWAII	HI	24	5	8	6	7	6	5	6	8	10	4	6	6	4	6	10	7	7	6	5	2	3	151
DREXEL UNIVERSITY	PA	13	2	5	6	4	1	2	5	4	4	5	7	3	5	1	1	4	7	10	18	19	20	146

VIRGINIA COMMONWEALTH UNIVERSITY	VA	3	3	6	2	2	4	7	6	18	18	9	9	11	4	1	5	8	5	5	7	4	7	144
UNIVERSITY OF DAYTON	OH	42	1	3	2	4	4	2	7	7	5	5	6	2	4	1	5	7	3	4	11	7	8	140
UNIVERSITY OF TOLEDO	OH	25	4	7	6	14	7	9	6	5	4	5	4	3	5	2	4	2	4	1	5	7	11	140
INDIANA UNIVERSITY FOUNDATION	IN	75	6	1	7	6	8	11	11	4	5	1	2	0	0	0	1	0	0	0	0	0	0	138
UNIVERSITY OF ILLINOIS FOUNDATION	IL	135	0	0	0	0	0	0	0	0	0	0	0	0	0	0	0	0	0	0	0	0	0	135
MICHIGAN TECHNOLOGICAL UNIVERSITY	MI	64	6	3	3	2	3	0	0	2	3	1	3	2	5	6	5	8	2	4	5	5	2	134
COLORADO STATE UNIVERSITY RESEARCH FOUNDATION	CO	22	1	4	1	1	6	2	8	5	4	4	11	5	4	2	3	5	6	4	9	9	14	130
UNIVERSITY OF KANSAS	KS	8	7	3	2	2	3	1	5	8	4	3	9	6	4	3	0	4	5	13	9	3	23	125
SCRIPPS CLINIC AND RESEARCH FOUNDATION	CA	91	12	10	5	0	0	1	1	1	0	0	0	0	0	0	0	0	0	0	0	0	0	121
UNIVERSITY OF TENNESSEE RESEARCH FOUNDATION	TN	0	0	0	0	0	0	0	0	0	0	0	0	3	4	7	12	13	9	14	23	19	13	117
TULANE EDUCATIONAL FUND	LA	21	5	6	6	4	7	4	9	2	6	5	6	7	2	0	3	3	7	3	4	1	5	116
KENT STATE UNIVERSITY	OH	6	2	3	3	4	4	3	5	5	5	6	2	3	2	8	7	6	5	3	13	8	12	115
UNIVERSITY OF SOUTH CAROLINA	SC	16	6	2	3	0	3	4	1	4	1	5	2	3	2	2	7	4	3	3	5	14	25	115
ILLINOIS INSTITUTE OF TECHNOLOGY	IL	4	1	4	0	7	3	4	4	4	1	4	7	7	4	5	6	8	6	4	8	7	14	112
BRANDEIS UNIVERSITY	MA	22	4	2	2	3	6	4	9	6	4	1	2	9	4	1	5	3	2	5	4	5	4	107
COLD SPRING HARBOR LABORATORY	NY	4	0	0	1	2	4	5	5	20	13	8	6	8	2	4	1	3	2	3	3	5	8	107
SYRACUSE UNIVERSITY	NY	28	5	5	3	1	2	9	7	4	3	0	2	1	1	1	3	1	4	4	8	6	8	106
LOMA LINDA UNIVERSITY MEDICAL CENTER	CA	6	1	2	2	7	5	1	5	5	4	3	4	5	4	2	7	7	5	3	6	9	11	104
UNIVERSITY OF IDAHO RESEARCH FOUNDATION, INC.	ID	20	5	8	4	5	7	6	5	2	5	6	4	4	1	2	9	1	3	3	3	0	0	103
OKLAHOMA STATE UNIVERSITY	OK	27	2	0	0	3	2	0	2	5	3	1	5	3	7	7	3	6	4	4	4	4	10	102
UNIVERSITY OF HOUSTON	TX	5	0	2	2	6	4	4	4	2	9	6	4	12	2	4	1	3	4	7	3	10	8	102
HARBOR BRANCH OCEANOGRAPHIC INSTITUTE, INC.	FL	51	5	4	4	4	2	2	1	1	4	3	6	4	3	1	4	1	0	0	0	0	0	100
ASSOCIATED UNIVERSITIES, INC.	DC	19	5	5	14	12	12	13	9	1	0	0	0	0	0	1	1	0	0	2	1	1	0	96
LEHIGH UNIVERSITY	PA	29	6	4	3	1	1	0	2	2	4	3	3	4	1	3	1	1	2	5	3	6	6	90

MOUNT SINAI SCHOOL OF MEDICINE OF THE CITY UNIVERSITY OF NEW YORK	NY	34	3	3	2	3	8	10	10	6	4	2	3	1	0	0	0	1	0	0	0	0	0	90
STATE UNIVERSITY OF NEW YORK	NY	74	5	2	3	1	0	0	0	0	2	1	0	0	0	0	0	0	0	0	2	0	0	90
OHIO UNIVERSITY	OH	6	1	3	3	5	3	1	6	2	3	2	3	6	2	3	3	5	2	5	7	11	7	89
UNIVERSITY OF NOTRE DAME	IN	26	1	2	3	0	2	2	4	0	1	2	3	1	2	5	1	6	1	4	5	8	10	89
ST. LOUIS UNIVERSITY	MO	9	1	0	0	1	1	2	3	10	2	5	7	4	3	5	3	2	1	5	9	7	8	88
ADVANCED RESEARCH AND TECHNOLOGY INSTITUTE, INC.	IN	0	0	0	0	0	0	0	5	6	8	18	14	16	8	3	4	1	2	0	1	1	0	87
UTAH STATE UNIVERSITY	UT	0	0	0	0	3	2	0	3	5	4	2	2	4	1	5	2	5	6	12	10	8	11	85
UNIVERSITY TECHNOLOGY CORPORATION	CO	0	0	0	0	0	0	2	11	18	16	17	14	2	1	1	1	0	0	1	0	0	0	84
UNIVERSITY CORPORATION FOR ATMOSPHERIC RESEARCH	CO	3	1	8	3	5	7	4	4	2	3	2	4	6	11	0	3	2	2	2	4	4	2	82
ARIZONA BOARD OF REGENTS	AZ	0	0	1	1	4	2	3	1	4	1	6	9	3	7	7	8	6	1	5	1	5	5	80
MISSISSIPPI STATE UNIVERSITY	MS	0	0	0	0	1	4	3	3	5	5	5	9	3	5	7	7	6	4	2	2	2	3	76
UNIVERSITY OF COLORADO FOUNDATION	CO	19	19	7	12	10	2	1	3	1	0	0	0	2	0	0	0	0	0	0	0	0	0	76
UNIVERSITY OF MARYLAND BIOTECHNOLOGY INSTITUTE	MD	0	0	0	0	0	0	3	0	5	2	9	6	14	6	5	4	5	7	6	4	0	0	76
UNIVERSITY OF VERMONT AND STATE AGRICULTURAL COLLEGE	VT	8	2	0	0	1	0	1	1	3	2	3	5	4	1	3	2	6	7	6	10	7	4	76
UNIVERSITY OF LOUISVILLE RESEARCH FOUNDATION INCORPORATED	KY	0	0	1	1	1	0	2	0	1	0	0	1	1	3	3	5	3	4	6	7	17	17	73
UNIVERSITY OF MISSISSIPPI	MS	22	1	2	0	1	4	2	0	3	4	1	3	0	3	1	3	4	8	1	4	4	0	71
POLYTECHNIC INSTITUTE OF NEW YORK	NY	16	1	1	0	1	3	3	3	1	2	2	5	4	1	3	6	5	3	0	2	6	1	69
STEVENS INSTITUTE OF TECHNOLOGY	NJ	7	0	0	1	1	2	2	1	6	5	3	3	1	5	4	2	3	2	4	3	4	10	69
UNIVERSITY OF SOUTHERN MISSISSIPPI	MS	17	1	2	0	1	1	1	1	6	5	5	1	3	3	7	2	2	3	0	4	3	1	69
GEORGE WASHINGTON UNIVERSITY	DC	5	0	2	0	0	3	3	3	2	7	3	7	3	0	1	2	2	1	6	3	7	8	68
RESEARCH FOUNDATION, THE CITY UNIVERSITY OF NEW YORK	NY	2	0	0	0	1	0	1	0	3	1	4	6	5	5	4	4	7	5	3	8	3	6	68

SOUTHERN ILLINOIS UNIVERSITY	IL	24	1	1	0	0	0	0	0	0	4	2	7	2	4	6	1	2	1	1	2	2	4	4	68
UNIVERSITY OF NEVADA	NV	1	1	0	1	0	1	0	0	0	1	1	2	2	1	2	1	1	4	5	9	6	15	14	68
MOUNT SINAI SCHOOL OF MEDICINE OF NEW YORK UNIVERSITY	NY	0	0	0	0	0	0	0	0	0	0	1	4	3	19	2	7	4	1	8	8	7	2	0	66
DUQUESNE UNIVERSITY OF THE HOLY GHOST	PA	0	1	0	1	3	4	1	5	9	5	4	7	3	4	4	1	2	0	0	2	0	6	7	65
UNIVERSITY OF MASSACHUSETTS AT LOWELL	MA	5	3	2	2	8	3	5	3	4	4	2	2	0	2	1	2	3	2	4	4	0	3	64	
WRIGHT STATE UNIVERSITY	OH	34	1	4	3	0	0	2	1	1	0	0	0	3	0	2	1	0	1	2	3	3	3	64	
SOUTHEASTERN UNIVERSITIES RESEARCH ASSOCIATION, INC.	VA	1	2	0	1	2	2	4	4	10	1	3	7	6	8	8	4	0	0	0	0	0	0	0	63
UNIVERSITY OF OREGON	OR	6	3	2	1	2	4	0	4	2	1	2	2	2	2	2	3	0	5	6	1	8	4	62	
UNIVERSITY OF MASSACHUSETTS MEDICAL CENTER	MA	6	2	2	1	2	10	9	7	6	3	3	2	1	1	3	0	0	2	0	1	0	0	61	
MT. SINAI SCHOOL OF MEDICINE	NY	0	0	0	2	1	1	2	4	6	3	1	1	4	1	1	2	2	5	0	5	11	8	60	
UNIVERSITY OF WYOMING	WY	2	0	0	0	2	0	4	5	3	0	2	4	3	3	3	3	9	1	4	4	5	3	60	
FLORIDA ATLANTIC UNIVERSITY	FL	2	0	3	3	1	0	3	3	1	2	3	1	1	5	3	5	5	4	2	3	5	4	59	
MEDICAL UNIVERSITY OF SOUTH CAROLINA	SC	3	0	0	1	2	1	1	5	5	6	2	5	3	3	5	2	0	2	0	2	7	2	57	
CLEMSON UNIVERSITY RESEARCH FOUNDATION	SC	0	0	0	0	0	0	0	0	0	1	1	14	4	1	0	0	1	1	1	15	4	13	56	
INDIANA UNIVERSITY RESEARCH AND TECHNOLOGY CORPORATION	IN	0	0	0	0	0	0	0	0	0	0	0	0	0	0	8	4	7	3	2	13	11	8	56	
UNIVERSITY OF CALIFORNIA OFFICE OF TECHNOLOGY TRANSFER	CA	0	0	1	8	10	11	11	9	2	2	0	0	0	0	0	1	1	0	0	0	0	0	56	
UNIVERSITY OF MAINE	ME	12	0	0	0	0	0	0	0	1	2	2	1	2	5	1	5	2	5	1	9	6	2	56	
WEST VIRGINIA UNIVERSITY	WV	7	0	0	1	1	1	1	0	1	0	4	4	10	2	0	2	2	3	5	7	2	3	56	
NEW YORK INSTITUTE OF TECHNOLOGY	NY	49	2	0	1	0	0	1	1	0	0	0	0	0	0	1	0	0	0	0	0	0	0	55	
INSTITUTE OF PAPER SCIENCE AND TECHNOLOGY, INC.	GA	2	1	2	4	0	4	3	9	4	3	6	12	3	0	1	0	0	0	0	0	0	0	54	
ROCHESTER INSTITUTE OF TECHNOLOGY	NY	2	0	0	1	0	1	0	0	1	0	1	3	6	4	3	1	9	3	3	1	8	6	53	
WORCESTER POLYTECHNIC																									

INSTITUTE	MA	2	4	1	2	3	0	0	3	0	3	3	1	3	1	3	4	6	2	1	2	4	5	53
UNIVERSITY OF VIRGINIA	VA	33	0	1	0	1	0	1	5	0	4	3	0	1	0	0	0	1	0	0	1	0	1	52
EAST CAROLINA UNIVERSITY	NC	2	1	1	1	1	2	2	0	3	5	1	3	3	3	2	4	1	3	5	3	2	3	51
NORTH DAKOTA STATE UNIVERSITY RESEARCH FOUNDATION	ND	0	1	0	1	2	1	1	1	3	2	3	2	1	2	3	2	0	1	2	6	11	6	51
TEXAS TECH UNIVERSITY	TX	1	0	0	0	0	0	2	1	0	1	5	12	2	4	4	4	3	3	2	2	1	1	48
COLORADO SCHOOL OF MINES	CO	0	1	1	1	2	0	3	0	3	1	5	2	0	2	0	2	3	1	2	4	7	7	47
MEDICAL COLLEGE OF GEORGIA RESEARCH INSTITUTE, INC.	GA	3	0	0	0	0	0	0	1	0	2	0	11	1	2	2	1	2	1	2	4	4	9	45
FORDHAM UNIVERSITY	NY	0	0	0	0	0	0	0	2	4	8	2	21	0	1	0	0	0	0	1	2	1	0	42
ALFRED UNIVERSITY	NY	12	5	6	4	3	4	3	2	0	0	0	0	0	0	0	1	0	0	1	0	0	0	41
CLEVELAND STATE UNIVERSITY	OH	0	3	4	3	0	6	1	2	1	1	0	3	2	1	0	3	0	0	1	2	7	1	41
CORNELL UNIVERSITY	NY	2	0	0	0	0	0	0	1	0	0	0	0	0	0	0	0	0	1	4	3	9	21	41
POLYTECHNIC INSTITUTE OF NEW YORK UNIVERSITY	NY	0	0	0	0	0	0	0	0	0	0	0	0	0	0	0	0	0	0	2	10	15	14	41
LOYOLA UNIVERSITY OF CHICAGO	IL	3	1	3	1	2	2	4	2	4	3	3	1	3	0	1	0	1	2	1	1	0	2	40
UTAH STATE UNIVERSITY FOUNDATION	UT	22	2	2	2	5	4	1	2	0	0	0	0	0	0	0	0	0	0	0	0	0	0	40
ALBANY MEDICAL COLLEGE	NY	2	0	1	0	0	0	1	3	4	2	4	0	2	5	0	0	2	1	2	2	6	2	39
UNIVERSITY OF HOUSTON SYSTEM	TX	1	0	0	0	0	1	0	1	0	1	1	1	1	1	1	1	2	3	3	8	3	10	39
BAYLOR UNIVERSITY	TX	2	0	0	1	3	2	3	0	3	3	3	1	1	1	2	0	2	2	1	1	4	3	38
UNIVERSITIES RESEARCH ASSOCIATION, INC.	DC	6	3	3	4	1	4	3	2	1	2	1	0	0	0	2	4	0	0	1	0	1	0	38
UNIVERSITY OF KANSAS MEDICAL CENTER	KS	1	0	0	0	0	2	1	1	2	0	4	11	3	7	1	2	0	0	2	1	0	0	38
MONTANA STATE UNIVERSITY	MT	0	0	0	0	0	0	0	0	0	0	0	1	2	0	1	4	7	5	4	3	5	5	37
MEDICAL COLLEGE OF WISCONSIN RESEARCH FOUNDATION, INC.	WI	7	0	0	2	4	1	2	2	0	2	0	3	0	0	0	0	3	1	3	2	3	1	36
UNIVERSITY OF NEW HAMPSHIRE	NH	5	0	0	1	0	0	1	0	0	1	3	3	0	2	3	2	2	2	1	3	4	3	36
UNIVERSITY OF PUERTO RICO	PR	1	0	1	0	4	1	0	1	0	0	5	2	7	1	0	2	2	2	1	1	0	5	36
BOSTON COLLEGE	MA	0	1	0	0	0	0	0	0	0	0	0	0	0	1	6	3	4	6	3	6	1	3	34

BROWN UNIVERSITY	RI	2	0	0	0	0	0	0	0	1	0	0	0	0	0	3	0	4	4	8	7	3	2	34
LOUISIANA TECH UNIVERSITY FOUNDATION, INC.	LA	0	0	0	0	0	0	0	0	0	0	0	1	0	1	0	4	2	5	4	7	5	5	34
RESEARCH AND DEVELOPMENT INSTITUTE, INC. AT MONTANA STATE UNIVERSITY	MT	12	1	0	4	2	3	1	1	5	2	1	1	0	1	0	0	0	0	0	0	0	0	34
NEW MEXICO TECH RESEARCH FOUNDATION	NM	5	1	0	3	2	0	2	0	1	0	2	3	3	0	2	0	2	2	0	1	2	2	33
PHILADELPHIA, HEALTH AND EDUCATION CORPORATION	PA	0	0	0	0	0	0	0	0	0	0	1	1	1	2	2	0	4	1	4	6	3	8	33
WISYS TECHNOLOGY FOUNDATION, INC.	WI	0	0	0	0	0	0	0	0	0	0	0	0	2	6	2	2	4	1	4	4	3	5	33
CREIGHTON UNIVERSITY	NE	1	0	0	2	0	1	3	1	0	0	3	0	1	1	2	1	2	3	2	3	2	4	32
NEW MEXICO STATE UNIVERSITY TECHNOLOGY TRANSFER CORPORATION	NM	1	0	1	4	0	1	3	2	4	3	2	2	5	3	1	0	0	0	0	0	0	0	32
UNIVERSITY OF MONTANA	MT	1	0	1	1	2	0	3	2	3	1	3	0	2	0	4	2	0	1	0	4	2	0	32
UNIVERSITY OF RHODE ISLAND	RI	31	0	0	0	0	0	0	0	0	0	0	0	0	0	0	0	1	0	0	0	0	0	32
ALFRED E. MANN INSTITUTE FOR BIOMEDICAL ENGINEERING AT THE UNIVERSITY OF SOUTHERN CALIFORNIA	CA	0	0	0	0	0	0	0	0	0	0	0	0	2	2	6	3	8	2	5	0	1	2	31
MEDICAL COLLEGE OF OHIO	OH	13	0	0	0	2	2	1	4	2	1	1	0	0	0	0	1	1	1	2	0	0	0	31
NORTHERN ILLINOIS UNIVERSITY	IL	2	0	2	2	1	1	3	0	5	0	1	0	2	1	0	1	0	0	2	1	4	3	31
PENNSYLVANIA RESEARCH CORPORATION	PA	11	7	6	5	2	0	0	0	0	0	0	0	0	0	0	0	0	0	0	0	0	0	31
UNIVERSITY OF WYOMING RESEARCH CORPORATION	WY	0	0	0	0	0	1	0	2	1	0	1	2	1	3	2	0	2	1	4	3	3	5	31
SOUTHERN METHODIST UNIVERSITY	TX	2	0	0	0	0	1	3	1	1	2	1	0	1	2	2	5	4	0	0	1	3	1	30
WOODS HOLE OCEANOGRAPHIC INSTITUTION	MA	7	0	0	2	1	2	2	2	0	0	1	0	1	1	0	2	0	1	3	0	2	3	30
UNIVERSITY OF NORTH DAKOTA ENERGY AND ENVIRONMENT RESEARCH CENTER FOUNDATION	ND	0	0	2	1	1	1	0	0	2	1	0	1	1	0	0	0	0	1	4	1	4	9	29
EASTERN VIRGINIA MEDICAL SCHOOL	VA	3	1	2	1	0	2	0	2	0	1	1	0	0	0	0	3	1	1	3	2	2	3	28
GEORGIA STATE																								

UNIVERSITY RESEARCH FOUNDATION	GA	2	1	1	2	1	0	3	1	0	1	1	0	0	0	1	0	1	1	3	2	2	5	28
MEDICAL COLLEGE OF WISCONSIN, INC.	WI	22	0	0	1	0	1	0	1	0	0	0	0	0	0	0	0	0	0	0	0	2	1	28
BAYLOR RESEARCH INSTITUTE(FORMERLY BAYLOR RESEARCH FOUNDATION)	TX	2	3	2	1	0	1	0	0	0	0	0	0	0	1	0	0	0	0	5	3	4	5	27
LOMA LINDA UNIVERSITY	CA	2	0	0	0	1	0	0	1	1	0	2	1	2	2	1	6	0	4	2	1	0	1	27
NEW YORK MEDICAL COLLEGE	NY	7	0	0	2	0	1	0	2	1	1	1	1	2	0	0	1	0	0	1	0	3	4	27
NORTH DAKOTA STATE UNIVERSITY	ND	4	1	3	0	3	3	4	0	1	3	1	0	2	0	0	1	1	0	0	0	0	0	27
FSU RESEARCH FOUNDATION, INC.	FL	0	0	0	0	0	0	0	0	0	0	0	1	6	6	5	3	4	0	0	0	0	1	26
OREGON GRADUATE CENTER FOR STUDY AND RESEARCH	OR	25	1	0	0	0	0	0	0	0	0	0	0	0	0	0	0	0	0	0	0	0	0	26
UNIVERSITY OF VERMONT	VT	6	2	1	1	0	1	2	1	3	0	0	2	1	2	1	2	0	0	0	0	1	0	26
CATHOLIC UNIVERSITY OF AMERICA	DC	0	0	1	3	4	2	0	0	1	1	1	0	1	1	2	0	0	1	1	0	3	3	25
UNIVERSITY OF NORTH TEXAS	TX	0	0	0	0	0	1	1	0	0	1	1	0	0	1	1	0	3	3	5	1	4	3	25
UNIVERSITY OF SOUTH ALABAMA	AL	7	0	4	2	1	0	1	1	2	1	0	1	1	0	0	0	1	0	0	3	0	0	25
BOWLING GREEN STATE UNIVERSITY	OH	4	0	0	0	0	0	0	0	0	1	1	1	1	0	0	1	1	0	2	5	4	3	24
PORTLAND STATE UNIVERSITY	OR	3	0	0	0	0	0	0	0	1	0	0	0	0	0	2	1	3	2	3	2	4	3	24
SOUTH DAKOTA SCHOOL OF MINES AND TECHNOLOGY	SD	1	1	0	2	0	1	0	0	1	1	2	0	0	1	0	2	1	2	0	3	5	1	24
MIAMI UNIVERSITY	OH	3	0	0	0	0	0	1	0	3	0	5	2	0	1	1	1	0	0	1	4	0	1	23
RESEARCH FOUNDATION OF CITY COLLEGE OF NEW YORK	NY	0	0	0	1	1	0	4	5	4	3	1	1	1	1	0	1	0	0	0	0	0	0	23
SAN DIEGO STATE UNIVERSITY	CA	0	0	0	0	0	1	2	1	1	1	2	3	3	2	3	0	0	0	0	1	1	2	23
GEORGE MASON UNIVERSITY	VA	0	0	0	0	0	1	0	1	2	0	0	4	3	3	3	1	1	0	0	3	0	0	22
NEW YORK UNIVERSITY MEDICAL CENTER	NY	1	0	0	1	1	1	2	1	4	2	4	2	0	1	0	0	0	1	0	1	0	0	22
UNIVERSITY OF ALASKA	AK	1	1	1	3	2	3	2	0	0	1	0	2	0	1	0	0	0	0	0	2	3	0	22
UNIVERSITY OF KENTUCKY	KY	2	0	0	0	0	1	0	2	4	1	1	1	1	0	1	0	2	0	0	2	0	4	22
VIRGINIA POLYTECHNIC																								

INSTITUTE AND STATE UNIVERSITY	VA	2	2	5	2	3	3	1	0	1	1	0	0	0	1	0	0	0	0	0	1	0	0	22
BOISE STATE UNIVERSITY	ID	0	0	0	0	0	0	0	0	0	0	0	1	1	1	0	0	0	0	2	4	6	6	21
COLORADO SEMINARY	CO	3	0	1	1	2	2	3	1	2	1	1	0	0	1	0	0	0	0	0	1	2	0	21
UNIVERSITY OF NEW ORLEANS RESEARCH & TECHNOLOGY FOUNDATION	LA	0	0	0	0	0	0	0	0	0	0	1	6	5	3	1	1	1	0	0	3	0	0	21
UNIVERSITY OF TULSA	OK	0	0	0	0	0	0	1	1	1	1	1	1	1	3	1	2	0	0	3	4	1	0	21
BOARD OF REGENTS OF THE UNIVERSITY AND COMMUNITY COLLEGE SYSTEM OF NEVADA	NV	0	0	0	0	0	0	2	0	2	2	2	1	5	1	0	3	1	0	1	0	0	0	20
NORTHEASTERN OHIO UNIVERSITIES COLLEGE OF MEDICINE	OH	0	0	1	0	1	1	3	3	0	1	1	1	1	0	0	4	1	0	0	1	1	0	20
PENNSYLVANIA STATE UNIVERSITY	PA	3	0	0	1	0	0	0	0	1	0	2	5	1	1	0	0	3	0	2	0	0	0	19
RESEARCH AND EDUCATION INSTITUTE, INC. HARBOR - UCLA MEDICAL CENTER	CA	7	1	0	0	0	0	2	0	1	1	1	1	2	2	1	0	0	0	0	0	0	0	19
UNIVERSITY OF HOUSTON-UNIVERSITY PARK	TX	7	1	1	3	2	1	0	0	1	0	1	1	0	0	0	1	0	0	0	0	0	0	19
ALFRED UNIVERSITY RESEARCH FOUNDATION INC.	NY	18	0	0	0	0	0	0	0	0	0	0	0	0	0	0	0	0	0	0	0	0	0	18
BOARD OF REGENTS FOR THE OKLAHOMA AGRICULTURAL AND MECHANICAL COLLEGE ACTING FOR AND ON BEHALF OF OKLAHOMA STATE UNIVERSITY	OK	15	0	1	1	0	0	0	0	0	0	0	0	1	0	0	0	0	0	0	0	0	0	18
COLLEGE OF WILLIAM AND MARY	VA	0	0	0	0	0	0	0	0	0	1	0	1	1	2	1	0	4	1	2	2	0	3	18
HOWARD UNIVERSITY	DC	0	0	2	0	3	4	1	0	1	1	0	0	0	0	0	0	0	0	0	0	2	4	18
UNIVERSITY OF ARIZONA FOUNDATION	AZ	13	0	0	0	0	0	0	0	0	0	0	0	4	1	0	0	0	0	0	0	0	0	18
UNIVERSITY OF KANSAS ENDOWMENT ASSOCIATION	KS	18	0	0	0	0	0	0	0	0	0	0	0	0	0	0	0	0	0	0	0	0	0	18
WASHINGTON STATE UNIVERSITY	WA	0	0	0	0	1	0	0	0	1	3	0	0	0	0	0	1	0	2	2	3	3	2	18
WESTERN MICHIGAN UNIVERSITY	MI	4	0	1	1	0	0	0	2	3	2	2	0	0	2	1	0	0	0	0	0	0	0	18
FLORIDA INTERNATIONAL UNIVERSITY	FL	2	1	1	0	0	0	0	0	0	1	2	1	1	1	0	0	0	0	1	2	3	1	17
LOS ANGELES BIOMEDICAL																								

RESEARCH INSTITUTE AT HARBOR UCLA MEDICAL CENTER	CA	0	0	0	0	0	0	0	0	0	0	0	0	0	0	0	0	1	3	0	1	4	1	3	4	17
MARQUETTE UNIVERSITY	WI	1	0	0	0	2	0	1	1	0	1	1	0	0	1	0	1	2	0	1	4	0	1	17		
MOREHOUSE SCHOOL OF MEDICINE	GA	0	0	0	0	0	0	0	0	0	0	0	0	0	0	0	0	1	0	0	2	10	4	17		
SYRACUSE UNIVERSITY RESEARCH CORPORATION	NY	17	0	0	0	0	0	0	0	0	0	0	0	0	0	0	0	0	0	0	0	0	0	0	17	
CALIFORNIA INSTITUTE RESEARCH FOUNDATION	CA	16	0	0	0	0	0	0	0	0	0	0	0	0	0	0	0	0	0	0	0	0	0	0	16	
FLORIDA AGRICULTURAL AND MECHANICAL UNIVERSITY	FL	2	0	0	0	0	0	0	0	0	0	0	1	0	0	0	0	0	0	0	0	5	2	6	16	
RUSH UNIVERSITY MEDICAL CENTER	IL	0	0	0	0	0	0	0	0	0	0	0	0	0	0	0	2	0	1	6	3	2	2	16		
UNIVERSITY OF NORTH DAKOTA	ND	0	0	0	0	0	0	0	0	0	0	1	0	1	0	1	0	2	5	2	2	2	16			
UNIVERSITY OF NORTHERN IOWA FOUNDATION	IA	2	0	1	0	0	0	1	0	3	1	0	0	3	0	0	0	1	1	0	3	0	0	16		
UNIVERSITY OF ARKANSAS FOR MEDICAL SCIENCES	AR	0	0	0	0	0	0	0	0	1	0	0	0	1	0	2	2	6	2	1	0	0	0	15		
UNIVERSITY OF MASSACHUSETTS AT AMHERST	MA	1	2	1	2	1	0	0	0	3	1	1	0	0	0	0	1	2	0	0	0	0	0	15		
CALIFORNIA POLYTECHNIC STATE UNIVERSITY FOUNDATION	CA	3	0	0	0	1	1	0	1	0	2	1	0	0	0	1	0	4	0	0	0	0	0	14		
DREXEL UNIVERSITY COLLEGE OF MEDICINE	PA	2	2	1	1	1	1	0	0	1	0	0	2	1	0	0	2	0	0	0	0	0	0	14		
MEDICAL COLLEGE OF HAMPTON ROADS	VA	0	1	0	0	1	2	6	1	1	0	1	0	1	0	0	0	0	0	0	0	0	0	14		
OAKLAND UNIVERSITY	MI	0	0	0	0	0	0	0	0	0	0	0	0	1	1	0	1	3	2	1	0	3	2	14		
COLORADO SCHOOL OF MINES RESEARCH INSTITUTE	CO	12	1	0	0	0	0	0	0	0	0	0	0	0	0	0	0	0	0	0	0	0	0	13		
FLORIDA INSTITUTE OF TECHNOLOGY	FL	1	0	0	0	0	1	0	0	1	0	1	0	0	1	1	0	3	0	1	0	0	3	13		
TEXAS TECH UNIVERSITY HEALTH SCIENCES CENTER	TX	5	1	0	0	1	0	0	1	1	1	1	1	0	0	1	0	0	0	0	0	0	0	13		
THE UWM RESEARCH FOUNDATION, INC.	WI	0	0	0	0	0	0	0	0	0	0	0	0	0	0	0	0	0	0	0	3	3	7	13		
UNIVERSITY OF NORTH TEXAS HEALTH SCIENCE CENTER	TX	0	0	0	0	0	0	0	0	0	0	4	1	2	0	0	1	0	0	2	0	1	2	13		
ARGONNE NATIONAL																										

LABORATORIES/UNIVERSITY OF CHICAGO DEVELOPMENT CORP.	IL	0	0	1	0	2	1	3	0	0	0	0	2	2	1	0	0	0	0	0	0	0	0	12
DUKE UNIVERSITY MEDICAL CENTER	NC	1	1	0	0	0	0	0	2	3	1	2	1	0	0	0	0	1	0	0	0	0	0	12
NORTH CAROLINA A&T STATE UNIVERSITY	NC	0	0	0	0	0	0	0	0	0	0	2	2	0	0	1	1	2	2	0	0	0	2	12
OLD DOMINION UNIVERSITY RESEARCH FOUNDATION	VA	1	0	0	0	0	0	0	0	0	1	0	0	0	0	1	0	1	1	0	1	2	4	12
UNIVERSITY OF MEMPHIS	TN	0	0	0	0	0	0	1	0	1	0	0	0	0	0	0	0	0	0	0	2	5	3	12
UNIVERSITY OF MISSISSIPPI MEDICAL CENTER	MS	0	0	0	0	1	0	0	0	0	2	1	1	3	0	2	0	0	1	0	0	0	1	12
CLARKSON UNIVERSITY	NY	1	0	0	1	0	0	0	0	0	0	0	0	0	0	0	0	0	1	2	2	3	1	11
DESERT RESEARCH INSTITUTE	NV	0	0	0	0	0	0	0	0	0	0	0	0	2	0	1	0	2	0	0	2	4	0	11
MISSISSIPPI STATE UNIVERSITY RESEARCH AND TECHNOLOGY CORPORATION (RTC)	MS	0	0	0	0	0	0	0	0	0	0	0	0	2	1	0	1	1	1	0	3	1	1	11
OLD DOMINION UNIVERSITY	VA	0	0	1	2	0	1	1	1	0	0	0	1	1	0	0	0	0	1	0	1	0	1	11
UNIVERSITY OF LOUISVILLE	KY	1	0	0	0	1	0	0	0	1	0	0	0	2	1	0	0	4	1	0	0	0	0	11
UNIVERSITY OF SOUTH CAROLINA RESEARCH FOUNDATION	SC	0	0	0	0	0	0	0	0	0	0	0	2	5	3	0	0	0	0	1	0	0	0	11
AUBURN RESEARCH FOUNDATION	AL	9	1	0	0	0	0	0	0	0	0	0	0	0	0	0	0	0	0	0	0	0	0	10
CENTRAL MICHIGAN UNIVERSITY BOARD OF TRUSTEES	MI	1	0	0	0	0	0	0	0	0	0	0	0	0	1	0	0	0	1	2	2	2	1	10
HAMPTON UNIVERSITY	VA	0	0	0	0	0	0	0	0	0	0	0	0	1	0	2	0	0	0	1	2	1	3	10
OHIO UNIVERSITY EDISON ANIMAL BIOTECHNOLOGY INSTITUTE	OH	2	2	0	0	0	0	1	2	1	0	0	0	1	1	0	0	0	0	0	0	0	0	10
OREGON GRADUATE INSTITUTE OF SCIENCE & TECHNOLOGY	OR	1	1	0	0	0	1	3	0	3	1	0	0	0	0	0	0	0	0	0	0	0	0	10
CALIFORNIA POLYTECHNIC STATE UNIVERSITY CORPORATION	CA	0	0	0	0	0	0	0	0	0	0	0	0	0	0	0	0	0	0	2	2	3	2	9
GMI ENGINEERING & MANAGEMENT INSTITUTE	MI	7	1	0	1	0	0	0	0	0	0	0	0	0	0	0	0	0	0	0	0	0	0	9
OHIO AGRICULTURAL RESEARCH AND DEVELOPMENT CENTER	OH	9	0	0	0	0	0	0	0	0	0	0	0	0	0	0	0	0	0	0	0	0	0	9
PITTSBURG STATE	KS	0	0	0	0	0	0	0	0	0	1	0	2	1	1	0	0	0	0	1	2	1	0	9

UNIVERSITY																								
THE COOPER UNION FOR THE ADVANCEMENT OF SCIENCE AND ART	NY	0	0	0	0	0	1	0	1	0	0	0	0	1	0	2	0	0	0	1	3	0	0	9
WEST VIRGINIA UNIVERSITY RESEARCH CORPORATION	WV	0	0	0	0	1	0	1	0	0	0	0	0	2	1	0	0	0	0	1	1	0	2	9
ALLEGHENY UNIVERSITY OF THE HEALTH SCIENCES	PA	0	0	0	0	0	0	0	3	2	2	1	0	0	0	0	0	0	0	0	0	0	0	8
EASTERN MICHIGAN UNIVERSITY	MI	0	0	0	0	0	3	2	0	0	1	0	0	0	0	0	0	0	0	0	1	0	1	8
MILWAUKEE SCHOOL OF ENGINEERING	WI	1	0	0	0	0	0	0	0	0	0	1	1	2	1	0	0	0	1	0	0	0	1	8
NEW MEXICO STATE UNIVERSITY	NM	6	0	1	0	0	0	0	0	1	0	0	0	0	0	0	0	0	0	0	0	0	0	8
ROSALIND FRANKLIN UNIVERSITY OF MEDICINE AND SCIENCE	IL	0	0	0	0	0	0	0	0	0	0	0	0	0	0	0	0	3	0	0	1	2	2	8
UNIVERSITY OF CONNECTICUT HEALTH CENTER	CT	0	0	0	0	0	0	0	0	0	0	0	1	0	1	0	2	2	1	0	1	0	0	8
UNIVERSITY OF MASSACHUSETTS MEDICAL SCHOOL	MA	2	1	0	0	0	0	0	0	0	0	0	0	0	0	0	0	1	0	0	3	1	0	8
UNIVERSITY OF NORTH DAKOTA SCHOOL OF ENGINEERING & MINES FOUNDATION (UND-SEM FOUNDATION)	ND	7	1	0	0	0	0	0	0	0	0	0	0	0	0	0	0	0	0	0	0	0	0	8
UNIVERSITY OF NORTH FLORIDA	FL	0	0	0	0	0	0	0	0	0	0	1	1	1	0	0	1	0	1	0	1	1	1	8
UNIVERSITY OF WISCONSIN-MILWAUKEE	WI	1	1	2	0	3	0	0	0	1	0	0	0	0	0	0	0	0	0	0	0	0	0	8
UT SW MEDICAL CTR AT DALLAS	TX	0	0	0	0	1	0	0	0	0	0	0	2	3	2	0	0	0	0	0	0	0	0	8
WESTERN KENTUCKY UNIVERSITY	KY	4	0	0	0	0	0	0	0	1	0	0	0	1	0	0	0	0	0	0	1	1	0	8
WICHITA STATE UNIVERSITY	KS	1	0	0	0	0	1	0	0	0	0	0	2	0	0	0	0	0	0	0	2	2	0	8
BALL STATE UNIVERSITY	IN	0	0	1	0	0	0	1	1	0	1	0	1	0	0	1	0	0	0	0	0	1	0	7
BELOIT COLLEGE	WI	7	0	0	0	0	0	0	0	0	0	0	0	0	0	0	0	0	0	0	0	0	0	7
GEORGIA INSTITUTE OF TECHNOLOGY	GA	0	0	0	0	0	0	0	0	1	1	0	0	0	0	0	0	2	1	1	1	1	0	7
IDAHO STATE UNIVERSITY	ID	0	0	0	0	0	0	0	0	0	0	0	0	2	1	0	1	0	1	0	1	1	0	7
KECK GRADUATE INSTITUTE	CA	0	0	0	0	0	0	0	0	0	0	0	0	0	0	1	1	1	0	0	0	1	3	7
MARSHALL UNIVERSITY																								

RESEARCH CORPORATION	WV	0	0	0	0	0	0	0	0	1	1	0	0	0	1	0	0	0	0	0	1	1	0	2	7
ROANOKE COLLEGE	VA	7	0	0	0	0	0	0	0	0	0	0	0	0	0	0	0	0	0	0	0	0	0	0	7
UNIVERSITY OF LOUISIANA AT LAFAYETTE	LA	0	0	0	0	0	0	0	0	0	0	0	0	1	0	1	1	0	0	2	0	1	1	7	
UNIVERSITY OF SCRANTON	PA	1	0	0	0	0	0	1	0	0	0	0	0	0	0	0	0	0	0	0	1	2	2	0	7
VILLANOVA UNIVERSITY	PA	4	0	0	0	0	0	0	0	0	0	1	0	0	0	0	0	1	0	0	0	0	0	1	7
YESHIVA UNIVERSITY	NY	7	0	0	0	0	0	0	0	0	0	0	0	0	0	0	0	0	0	0	0	0	0	0	7
CALIFORNIA STATE UNIVERSITY FRESNO FOUNDATION	CA	0	0	1	0	3	0	0	0	0	0	0	0	0	0	0	0	0	0	0	0	0	1	1	6
ILLINOIS STATE UNIVERSITY	IL	3	1	0	0	0	0	0	0	0	0	0	0	0	0	0	0	0	0	1	0	0	1	0	6
JAMES MADISON UNIVERSITY	VA	3	0	0	1	0	1	0	0	0	1	0	0	0	0	0	0	0	0	0	0	0	0	0	6
MOUNT SINAI RESEARCH FOUNDATION, INC.	NY	6	0	0	0	0	0	0	0	0	0	0	0	0	0	0	0	0	0	0	0	0	0	0	6
NEW YORK UNIVERSITY SCHOOL OF MEDICINE	NY	0	0	0	0	0	0	0	0	0	0	0	0	0	1	0	2	1	1	0	0	1	0	6	
RESEARCH AND EDUCATION INSTITUTE, INC.	CA	2	1	2	1	0	0	0	0	0	0	0	0	0	0	0	0	0	0	0	0	0	0	0	6
RUTGERS RESEARCH AND EDUCATIONAL FOUNDATION	NJ	6	0	0	0	0	0	0	0	0	0	0	0	0	0	0	0	0	0	0	0	0	0	0	6
SALISBURY UNIVERSITY	MD	0	0	0	0	0	1	0	0	0	0	1	0	0	0	0	0	0	1	2	0	0	1	6	
SPELMAN COLLEGE	GA	0	0	0	0	0	0	0	1	0	0	0	0	0	1	0	0	0	0	0	0	1	3	6	
THE CORPORATION OF MERCER UNIVERSITY	GA	0	0	0	0	1	0	0	0	0	0	0	0	1	1	0	1	0	1	0	0	1	0	6	
UNIVERSITIES SPACE RESEARCH ASSOCIATION	MD	1	1	0	0	0	0	0	0	1	1	0	0	0	1	0	0	0	0	0	0	0	0	1	6
UNIVERSITY OF HEALTH SCIENCES/THE CHICAGO MEDICAL SCHOOL	IL	5	0	1	0	0	0	0	0	0	0	0	0	0	0	0	0	0	0	0	0	0	0	0	6
UNIVERSITY OF IOWA	IA	2	0	0	0	0	0	0	0	1	1	0	0	1	0	0	0	0	0	0	0	0	0	1	6
UNIVERSITY OF KANSAS CENTER FOR RESEARCH	KS	1	0	0	0	0	1	1	0	1	1	1	0	0	0	0	0	0	0	0	0	0	0	0	6
UNIVERSITY OF MASSACHUSETTS WORCESTER	MA	0	0	0	0	0	0	0	0	0	2	1	0	1	1	0	1	0	0	0	0	0	0	0	6
UNIVERSITY OF WISCONSIN	WI	0	3	2	0	1	0	0	0	0	0	0	0	0	0	0	0	0	0	0	0	0	0	0	6
AMBASSADOR COLLEGE	CA	4	0	1	0	0	0	0	0	0	0	0	0	0	0	0	0	0	0	0	0	0	0	0	5
ARKANSAS STATE UNIVERSITY	AR	0	0	0	0	0	0	0	0	0	0	0	0	0	1	0	0	1	0	0	1	0	2	5	

EAST TENNESSEE STATE UNIVERSITY	TN	1	0	0	0	0	0	0	0	0	0	0	0	0	0	0	0	0	0	0	0	0	0	0	1	0	0	0	0	0	0	1	1	1	5
JORDAN COLLEGE	MI	5	0	0	0	0	0	0	0	0	0	0	0	0	0	0	0	0	0	0	0	0	0	0	0	0	0	0	0	0	0	0	0	5	
LOUISIANA STATE UNIV. MEDICAL CENTER FOUNDATION	LA	0	0	0	0	0	2	2	1	0	0	0	0	0	0	0	0	0	0	0	0	0	0	0	0	0	0	0	0	0	0	0	0	5	
MAYO FOUNDATION	MN	5	0	0	0	0	0	0	0	0	0	0	0	0	0	0	0	0	0	0	0	0	0	0	0	0	0	0	0	0	0	0	0	5	
NEW MEXICO HIGHLANDS UNIVERSITY	NM	0	0	0	0	0	0	0	0	0	0	0	0	0	0	0	0	0	1	0	0	0	0	0	0	0	0	0	1	3	0	0	5		
OREGON STATE BOARD OF HIGHER EDUCATION, AN AGENCY OF THE STATE OF OREGON	OR	1	0	0	2	0	1	0	0	0	0	0	0	0	0	0	0	0	0	0	0	0	0	0	0	0	0	0	0	0	0	1	0	5	
SAGINAW VALLEY STATE UNIVERSITY	MI	3	0	0	1	0	0	0	0	0	0	0	0	0	0	0	0	0	0	0	0	0	0	0	0	0	0	0	0	0	0	1	0	5	
ST. JOHN S UNIVERSITY	NY	4	0	0	0	0	0	0	0	0	0	1	0	0	0	0	0	0	0	0	0	0	0	0	0	0	0	0	0	0	0	0	0	5	
TEXAS CHRISTIAN UNIVERSITY	TX	0	0	0	0	0	0	0	0	0	0	0	0	2	1	0	0	0	1	0	0	0	0	0	0	0	0	0	0	0	1	0	5		
UNIVERSITY OF PORTLAND	OR	0	0	0	0	0	0	1	0	0	0	0	1	1	0	0	1	0	0	0	1	0	0	0	0	0	0	0	1	0	0	0	5		
UNIVERSITY PATENTS, INC. OF ILLINOIS	IL	5	0	0	0	0	0	0	0	0	0	0	0	0	0	0	0	0	0	0	0	0	0	0	0	0	0	0	0	0	0	0	0	5	
UNIVERSITY RESEARCH FOUNDATION	MD	1	0	0	0	0	1	0	1	0	0	0	1	0	0	0	0	0	0	0	0	0	0	0	0	0	0	0	0	1	0	0	5		
ARIZONA BOARD OF REGENTS, ACTING FOR AND ON BEHALF OF NORTHERN ARIZONA UNIVERSITY	AZ	0	0	0	0	0	0	0	0	0	0	0	0	1	0	0	1	0	1	0	1	0	0	0	0	0	0	0	1	0	0	0	4		
BRYN MAWR COLLEGE	PA	0	0	0	0	0	0	0	1	1	1	1	0	0	0	0	0	0	0	0	0	0	0	0	0	0	0	0	0	0	0	0	4		
CALIFORNIA STATE UNIVERSITY FULLERTON FOUNDATION	CA	1	0	0	0	0	0	0	1	0	1	0	0	0	0	1	0	0	0	0	0	0	0	0	0	0	0	0	0	0	0	0	4		
ENDOWMENT AND RESEARCH FOUNDATION AT MONTANA STATE UNIVERSITY	MT	4	0	0	0	0	0	0	0	0	0	0	0	0	0	0	0	0	0	0	0	0	0	0	0	0	0	0	0	0	0	0	4		
INDIANA UNIVERSITY	IN	0	0	0	0	0	0	0	1	1	1	1	0	0	0	0	0	0	0	0	0	0	0	0	0	0	0	0	0	0	0	0	4		
IOWA STATE UNIVERSITY	IA	0	0	1	0	0	0	0	0	1	0	1	0	1	0	0	0	0	0	0	0	0	0	0	0	0	0	0	0	0	0	0	4		
JACKSON STATE UNIVERSITY	MS	0	0	0	0	0	0	0	0	0	0	0	0	1	1	1	0	0	1	0	0	0	0	0	0	0	0	0	0	0	0	4			
LAWRENCE TECHNOLOGICAL UNIVERSITY	MI	0	0	0	0	0	0	0	0	0	0	0	0	0	1	0	0	1	0	0	1	0	0	0	0	0	0	1	1	0	0	4			
LEWIS & CLARK COLLEGE	OR	0	0	0	0	0	0	0	0	0	0	0	0	0	0	0	0	0	0	1	0	1	2	0	0	0	0	0	0	0	0	4			
MISSISSIPPI STATE UNIVERSITY DEVELOPMENT	MS	4	0	0	0	0	0	0	0	0	0	0	0	0	0	0	0	0	0	0	0	0	0	0	0	0	0	0	0	0	0	0	4		

FOUNDATION INC.																									
MISSISSIPPI STATE UNIVERSITY: FOREST PRODUCTS LABORATORY	MS	0	0	1	1	1	1	0	0	0	0	0	0	0	0	0	0	0	0	0	0	0	0	0	4
NORTH CAROLINA CENTRAL UNIVERSITY	NC	3	0	1	0	0	0	0	0	0	0	0	0	0	0	0	0	0	0	0	0	0	0	0	4
OAK RIDGE ASSOCIATED UNIVERSITIES	TN	3	1	0	0	0	0	0	0	0	0	0	0	0	0	0	0	0	0	0	0	0	0	0	4
OAKLAND COMMUNITY COLLEGE	MI	4	0	0	0	0	0	0	0	0	0	0	0	0	0	0	0	0	0	0	0	0	0	0	4
ROCKHURST UNIVERSITY	MO	0	0	0	0	0	0	0	3	1	0	0	0	0	0	0	0	0	0	0	0	0	0	0	4
ROSE-HULMAN INSTITUTE OF TECHNOLOGY	IN	0	0	0	0	0	0	0	0	0	0	0	0	1	0	0	2	0	0	1	0	0	0	0	4
SETON HALL UNIVERSITY	NJ	0	0	0	0	0	0	0	0	1	2	0	0	0	0	0	0	0	0	0	0	0	0	1	4
SOUTH DAKOTA STATE UNIVERSITY	SD	0	0	0	0	0	0	2	0	0	0	0	0	0	0	0	0	0	0	0	0	0	1	1	4
TULANE UNIVERSITY	LA	1	0	0	0	1	0	0	0	0	0	0	1	0	0	0	1	0	0	0	0	0	0	0	4
UNIV. OF TX MD ANDERSON CANCER CENTER	TX	0	0	0	1	0	0	0	0	1	1	0	0	0	0	0	0	0	0	1	0	0	0	0	4
UNIVERSITY OF IDAHO	ID	0	0	0	0	0	0	0	0	0	0	0	0	0	0	0	0	0	0	1	2	1	0	4	
UNIVERSITY OF SOUTHWESTERN LOUISIANA	LA	4	0	0	0	0	0	0	0	0	0	0	0	0	0	0	0	0	0	0	0	0	0	0	4
UNIVERSITY OF TENNESSEE	TN	1	0	1	0	0	0	0	0	0	0	0	1	1	0	0	0	0	0	0	0	0	0	0	4
UNIVERSITY OF THE SCIENCES IN PHILADELPHIA	PA	0	0	0	0	0	0	0	0	0	1	1	1	1	0	0	0	0	0	0	0	0	0	0	4
WAKE FOREST UNIVERSITY HEALTH SCIENCE	NC	0	0	0	0	0	0	0	0	0	0	0	1	0	0	1	1	0	0	0	1	0	0	4	
WEBER STATE UNIVERSITY	UT	0	0	0	0	0	0	0	1	0	0	1	1	0	0	0	0	0	0	0	0	0	1	0	4
ADELPHI UNIVERSITY	NY	0	0	0	0	0	0	0	0	0	0	0	0	0	0	0	0	0	0	0	0	1	0	2	3
BRADLEY UNIVERSITY	IL	0	0	0	0	0	0	1	0	0	0	0	0	0	0	0	0	0	0	1	0	1	0	3	
CLARK UNIVERSITY	MA	0	0	0	0	1	1	1	0	0	0	0	0	0	0	0	0	0	0	0	0	0	0	0	3
CORPORATION OF GONZAGA UNIVERSITY	WA	3	0	0	0	0	0	0	0	0	0	0	0	0	0	0	0	0	0	0	0	0	0	0	3
FLORIDA ATLANTIC UNIVERSITY RESEARCH CORP.	FL	0	0	1	2	0	0	0	0	0	0	0	0	0	0	0	0	0	0	0	0	0	0	0	3
HARVEY MUDD COLLEGE	CA	2	0	0	0	0	1	0	0	0	0	0	0	0	0	0	0	0	0	0	0	0	0	0	3
INDIANA UNIVERSITY ADVANCED RESEARCH & TECHNOLOGY INSTITUTE	IN	0	0	0	0	0	0	1	0	0	1	0	0	1	0	0	0	0	0	0	0	0	0	0	3
KETTERING UNIVERSITY	MI	0	0	0	0	0	0	0	0	0	0	0	0	0	0	0	0	0	0	0	0	1	0	2	3

MEHARRY MEDICAL COLLEGE	TN	0	0	0	0	0	0	0	0	0	0	0	0	0	0	0	0	0	1	0	1	0	0	0	1	3
NORTH DAKOTA STATE UNIVERSITY DEVELOPMENT FOUNDATION	ND	3	0	0	0	0	0	0	0	0	0	0	0	0	0	0	0	0	0	0	0	0	0	0	0	3
NOVA SOUTHEASTERN UNIVERSITY	FL	0	0	0	0	0	0	0	0	0	0	1	0	0	0	0	0	0	0	0	0	0	0	2	0	3
PURDUE RESEARCH FOUNDATION OFFICE OF TECHNOLOGY TRANSFER	IN	0	0	0	0	0	0	0	2	1	0	0	0	0	0	0	0	0	0	0	0	0	0	0	0	3
PURDUE UNIVERSITY	IN	2	0	0	0	0	0	0	0	0	0	0	0	1	0	0	0	0	0	0	0	0	0	0	0	3
SAM HOUSTON STATE UNIVERSITY	TX	0	0	0	0	0	0	0	0	0	0	0	0	0	0	0	0	0	0	1	2	0	0	0	0	3
SAN DIEGO STATE UNIVERSITY RESEARCH FOUNDATION	CA	0	0	0	0	0	0	0	0	0	0	0	0	0	0	0	0	0	0	1	2	0	0	0	0	3
SAN JOSE STATE UNIVERSITY FOUNDATION	CA	0	0	0	0	0	1	1	0	1	0	0	0	0	0	0	0	0	0	0	0	0	0	0	0	3
SOUTHWEST MISSOURI STATE UNIVERSITY	MO	0	0	0	0	0	0	0	0	0	0	0	3	0	0	0	0	0	0	0	0	0	0	0	0	3
ST. LOUIS UNIVERSITY HEALTH SCIENCES CENTER	MO	0	0	0	0	0	0	0	1	1	0	1	0	0	0	0	0	0	0	0	0	0	0	0	0	3
TENNESSEE TECHNOLOGICAL UNIVERSITY	TN	0	0	0	0	0	0	0	1	0	0	0	0	1	0	0	0	0	0	0	0	0	0	0	1	3
TRINITY UNIVERSITY	TX	1	0	0	2	0	0	0	0	0	0	0	0	0	0	0	0	0	0	0	0	0	0	0	0	3
UD TECHNOLOGY CORPORATION	DE	0	0	0	0	0	0	0	0	0	0	0	0	0	1	1	0	0	1	0	0	0	0	0	0	3
UNIVERSITY OF DENVER	CO	0	0	0	0	0	0	0	0	0	0	0	0	0	0	0	0	0	2	1	0	0	0	0	0	3
UNIVERSITY OF DENVER, COLORADO SEMINARY	CO	1	0	0	0	1	0	0	0	1	0	0	0	0	0	0	0	0	0	0	0	0	0	0	0	3
UNIVERSITY OF FLORIDA TISSUE BANK, INC.	FL	0	0	0	0	0	0	0	1	0	2	0	0	0	0	0	0	0	0	0	0	0	0	0	0	3
UNIVERSITY OF GEORGIA	GA	3	0	0	0	0	0	0	0	0	0	0	0	0	0	0	0	0	0	0	0	0	0	0	0	3
UNIVERSITY OF HARTFORD	CT	0	0	1	0	0	0	0	0	0	0	1	0	0	0	0	0	0	0	1	0	0	0	0	0	3
UNIVERSITY OF LOUISIANA AT MONROE	LA	0	0	0	0	0	0	0	0	0	0	0	0	0	0	0	0	0	0	0	0	1	1	1	3	
UNIVERSITY OF NEW ORLEANS FOUNDATION	LA	0	0	0	0	0	0	0	0	1	0	1	0	0	0	0	0	0	0	1	0	0	0	0	3	
UNIVERSITY OF TENNESSEE RESEARCH CENTER	TN	1	0	0	0	0	0	1	0	0	0	0	1	0	0	0	0	0	0	0	0	0	0	0	0	3
UNIVERSITY OF THE PACIFIC	CA	3	0	0	0	0	0	0	0	0	0	0	0	0	0	0	0	0	0	0	0	0	0	0	0	3
VIRGINIA POLYTECHNIC INSTITUTE EDUCATIONAL	VA	3	0	0	0	0	0	0	0	0	0	0	0	0	0	0	0	0	0	0	0	0	0	0	0	3

FOUNDATION, INC.																									
WASHINGTON UNIVERSITY SCHOOL OF MEDICINE	MO	1	0	0	0	0	0	0	0	1	0	0	0	1	0	0	0	0	0	0	0	0	0	0	3
WASHINGTON UNIVERSITY TECHNOLOGY ASSOCIATES, INC.	WA	2	1	0	0	0	0	0	0	0	0	0	0	0	0	0	0	0	0	0	0	0	0	0	3
WELLESLEY COLLEGE	MA	0	0	0	0	0	0	0	0	0	0	1	0	1	0	1	0	0	0	0	0	0	0	0	3
WESTERN UNIVERSITY OF HEALTH SCIENCES	CA	0	0	0	0	0	0	0	0	0	0	0	0	0	1	1	0	0	0	0	0	0	0	1	3
WESTERN WASHINGTON UNIVERSITY	WA	0	0	0	0	0	0	0	0	0	0	0	0	1	1	1	0	0	0	0	0	0	0	0	3
APPALACHIAN STATE UNIVERSITY	NC	0	0	0	0	0	0	0	1	0	0	1	0	0	0	0	0	0	0	0	0	0	0	0	2
APPLIED OPTICS CENTER OF DELAWARE, INC.	DE	0	0	0	0	0	0	0	0	0	0	0	0	0	1	0	1	0	0	0	0	0	0	0	2
BOARD OF OVERSEERS OF GOSHEN COLLEGE	IN	2	0	0	0	0	0	0	0	0	0	0	0	0	0	0	0	0	0	0	0	0	0	0	2
BOARD OF REGENTS FOR EDUCATION OF THE STATE OF RHODE ISLAND	RI	2	0	0	0	0	0	0	0	0	0	0	0	0	0	0	0	0	0	0	0	0	0	0	2
BROOKLYN COLLEGE FOUNDATION	NY	0	0	1	1	0	0	0	0	0	0	0	0	0	0	0	0	0	0	0	0	0	0	0	2
CALIFORNIA STATE UNIVERSITY	CA	0	0	0	0	0	0	0	0	0	0	0	0	0	0	0	0	0	0	0	0	0	1	1	2
CORNELL CENTER FOR TECHNOLOGY ENTERPRISE AND COMMERCIALIZATION	NY	0	0	0	0	0	0	0	0	0	0	0	0	0	0	0	0	0	0	0	1	0	0	1	2
CREIGHTON UNIVERSITY OFFICE OF TECHNOLOGY LICENSING	NE	0	0	0	1	1	0	0	0	0	0	0	0	0	0	0	0	0	0	0	0	0	0	0	2
DAEMEN COLLEGE	NY	0	0	0	0	0	0	0	0	0	0	0	0	0	0	0	0	0	0	0	0	2	0	0	2
DENVER RESEARCH INSTITUTE	CO	2	0	0	0	0	0	0	0	0	0	0	0	0	0	0	0	0	0	0	0	0	0	0	2
DOWLING COLLEGE	NY	0	0	0	0	0	0	0	0	1	0	1	0	0	0	0	0	0	0	0	0	0	0	0	2
DREXEL INSTITUTE OF TECHNOLOGY	PA	2	0	0	0	0	0	0	0	0	0	0	0	0	0	0	0	0	0	0	0	0	0	0	2
EASTERN WASHINGTON UNIVERSITY	WA	0	0	0	0	1	0	0	0	0	0	0	0	0	0	1	0	0	0	0	0	0	0	0	2
EMBRY. RIDDLE AERONAUTICAL UNIVERSITY, INC.	FL	0	0	0	0	0	0	0	0	0	0	0	0	0	0	0	0	1	0	0	0	0	0	1	2
FAIRFIELD UNIVERSITY	CT	1	0	0	0	0	0	0	0	0	0	0	0	0	0	0	0	0	0	0	0	1	0	0	2
FOUNDATION AT NEW JERSEY INSTITUTE OF TECHNOLOGY	NJ	2	0	0	0	0	0	0	0	0	0	0	0	0	0	0	0	0	0	0	0	0	0	0	2

GEORGIA HEALTH SCIENCES UNIVERSITY	GA	0	0	0	0	0	0	0	0	0	0	0	0	0	0	0	0	0	0	0	0	0	1	1	2
GEORGIA HEALTH SCIENCES UNIVERSITY RESEARCH INSTITUTE, INC.	GA	0	0	0	0	0	0	0	0	0	0	0	0	0	0	0	0	0	0	0	0	0	1	1	2
GRAND VALLEY STATE UNIVERSITY	MI	0	0	0	0	1	0	0	0	0	0	0	0	0	0	0	0	0	0	0	0	1	0	0	2
HUMBOLDT STATE UNIVERSITY FOUNDATION	CA	0	0	0	0	0	0	0	0	1	0	0	1	0	0	0	0	0	0	0	0	0	0	0	2
INTER AMERICAN UNIVERSITY OF PUERTO RICO	PR	0	0	0	0	0	0	0	0	0	0	0	0	0	0	0	0	0	0	0	0	1	1	0	2
KANSAS UNIVERSITY MEDICAL CENTER RESEARCH INSTITUTE, INC.	KS	0	0	0	0	0	0	0	0	0	0	1	1	0	0	0	0	0	0	0	0	0	0	0	2
KRESGE EYE INSTITUTE OF WAYNE STATE UNIVERSITY	MI	2	0	0	0	0	0	0	0	0	0	0	0	0	0	0	0	0	0	0	0	0	0	0	2
LAKE FOREST COLLEGE	IL	2	0	0	0	0	0	0	0	0	0	0	0	0	0	0	0	0	0	0	0	0	0	0	2
LOMA LINDA UNIVERSITY ADVENTIST HEALTH SCIENCES CENTER	CA	0	0	0	0	0	0	0	0	0	0	0	0	0	1	0	0	1	0	0	0	0	0	0	2
LONG ISLAND UNIVERSITY	NY	0	0	0	0	0	0	0	0	0	0	0	0	0	0	0	0	2	0	0	0	0	0	0	2
MANHATTAN COLLEGE	NY	2	0	0	0	0	0	0	0	0	0	0	0	0	0	0	0	0	0	0	0	0	0	0	2
MASSACHUSETTS COLLEGE OF PHARMACY	MA	0	0	0	0	0	0	0	0	0	0	0	1	0	1	0	0	0	0	0	0	0	0	0	2
MEDICAL COLLEGE OF GEORGIA FOUNDATION INC.	GA	1	0	0	0	0	0	0	0	0	0	0	0	0	0	0	0	1	0	0	0	0	0	0	2
MEMPHIS STATE UNIVERSITY	TN	1	0	0	0	0	1	0	0	0	0	0	0	0	0	0	0	0	0	0	0	0	0	0	2
MONTANA TECH OF THE UNIVERSITY OF MONTANA	MT	0	0	0	0	0	0	0	0	0	0	0	0	0	0	0	0	0	2	0	0	0	0	0	2
NEW MEXICO INSTITUTE OF MINING AND TECHNOLOGY	NM	2	0	0	0	0	0	0	0	0	0	0	0	0	0	0	0	0	0	0	0	0	0	0	2
NORTHWEST MISSOURI STATE UNIVERSITY	MO	0	0	0	0	0	0	0	0	0	1	0	0	0	0	0	0	0	0	0	0	0	1	0	2
OHIO NORTHERN UNIVERSITY	OH	0	0	0	0	0	1	0	0	0	0	0	0	0	0	0	0	0	0	0	0	0	0	1	2
PACE UNIVERSITY	NY	0	0	0	0	0	0	0	0	0	0	0	1	0	0	0	0	0	0	0	0	1	0	0	2
PHILADELPHIA COLLEGE OF OSTEOPATHIC MEDICINE	PA	1	0	0	0	0	0	0	0	0	0	0	0	0	0	0	0	0	0	0	0	0	1	0	2
PHILADELPHIA COLLEGE OF TEXTILES AND SCIENCE	PA	2	0	0	0	0	0	0	0	0	0	0	0	0	0	0	0	0	0	0	0	0	0	0	2
PHILADELPHIA UNIVERSITY	PA	0	0	0	0	0	0	0	0	0	0	0	0	0	0	0	0	0	0	0	1	0	0	1	2

PURDUE RESEARCH CORPORATION	IN	1	0	0	0	0	0	0	0	0	0	1	0	0	0	0	0	0	0	0	0	0	0	0	2
SOUTHEASTERN ILLINOIS COLLEGE FOUNDATION	IL	2	0	0	0	0	0	0	0	0	0	0	0	0	0	0	0	0	0	0	0	0	0	0	2
SOUTHEASTERN LOUISIANA UNIVERSITY	LA	0	0	0	0	0	0	0	0	0	0	0	0	0	0	0	0	1	0	1	0	0	0	0	2
SOUTHERN METHODIST UNIVERSITY FOUNDATION FOR RESEARCH	TX	0	0	0	0	0	0	0	0	0	0	0	0	0	0	0	1	0	0	1	0	0	0	0	2
STANFORD UNIVERSITY MEDICAL CENTER	CA	0	0	0	0	0	0	0	0	0	0	0	2	0	0	0	0	0	0	0	0	0	0	0	2
STATE OF OREGON BY AND THROUGH THE STATE BOARD OF HIGHER EDUCATION, ON BEHALF OF SOUTHERN OREGON UNIVERSITY	OR	0	0	0	0	0	0	0	0	0	0	0	0	0	0	0	0	0	0	0	0	0	1	1	2
TEXAS LUTHERAN UNIVERSITY	TX	0	0	0	0	0	0	0	0	0	0	0	0	0	0	1	1	0	0	0	0	0	0	0	2
THE COLLEGE OF N.J.	NJ	0	0	0	0	0	0	0	0	0	0	0	0	0	0	0	0	1	1	0	0	0	0	0	2
THE FOUNDATION FOR THE LSU HEALTH SCIENCES CENTER (LOUISIANA STATE UNIVERSITY)	LA	0	0	0	0	0	0	0	0	0	0	0	0	0	1	1	0	0	0	0	0	0	0	0	2
THE UNIVERSITY FOUNDATION, CALIFORNIA STATE UNIVERSITY	CA	0	0	0	0	0	1	0	0	0	0	0	0	1	0	0	0	0	0	0	0	0	0	0	2
THE UNIVERSITY OF THE STATE OF NEW YORK, STATE EDUCATION DEPARTMENT	NY	0	0	0	0	0	0	0	0	0	0	0	1	1	0	0	0	0	0	0	0	0	0	0	2
THE UNIVERSITY OF UTAH TECHNOLOGY TRANSFER OFFICE	UT	0	0	0	0	0	0	0	0	1	0	0	0	1	0	0	0	0	0	0	0	0	0	0	2
TRUSTEES OF AMHERST COLLEGE	MA	0	0	0	0	0	0	0	0	0	0	1	1	0	0	0	0	0	0	0	0	0	0	0	2
TUFTS UNIVERSITY SCHOOL OF MEDICINE	MA	0	0	0	0	0	1	0	1	0	0	0	0	0	0	0	0	0	0	0	0	0	0	0	2
TULANE UNIVERSITY MEDICAL CENTER	LA	1	0	0	0	0	0	0	0	0	0	1	0	0	0	0	0	0	0	0	0	0	0	0	2
TUSKEGEE UNIVERSITY	AL	1	0	1	0	0	0	0	0	0	0	0	0	0	0	0	0	0	0	0	0	0	0	0	2
UNIVERSITY OF ARKANSAS FOUNDATION	AR	2	0	0	0	0	0	0	0	0	0	0	0	0	0	0	0	0	0	0	0	0	0	0	2
UNIVERSITY OF CONNECTICUT RESEARCH & DEVELOPMENT CORP.	CT	2	0	0	0	0	0	0	0	0	0	0	0	0	0	0	0	0	0	0	0	0	0	0	2
UNIVERSITY OF CONNECTICUT, CENTER FOR	CT	0	0	0	0	0	0	0	0	0	0	0	0	0	0	0	0	0	0	0	0	0	0	2	2

SCIENCE AND TECHNOLOGY COMMERCIALIZATION																									
UNIVERSITY OF MARYLAND, SCHOOL OF MEDICINE	MD	0	0	1	1	0	0	0	0	0	0	0	0	0	0	0	0	0	0	0	0	0	0	0	2
UNIVERSITY OF NEW ORLEANS	LA	0	0	0	1	0	0	0	0	0	0	0	0	0	0	0	0	0	0	0	0	0	1	0	2
UNIVERSITY OF NORTH DAKOTA MEDICAL EDUCATION RESEARCH FOUNDATION	ND	0	0	0	0	0	0	0	1	0	0	0	1	0	0	0	0	0	0	0	0	0	0	0	2
UNIVERSITY OF PITTSBURGH MEDICAL CENTER	PA	0	0	0	0	0	1	0	1	0	0	0	0	0	0	0	0	0	0	0	0	0	0	0	2
UNIVERSITY OF SOUTHERN CALIFORNIA, USC STEVENS CENTER FOR INNOVATION	CA	0	0	0	0	0	0	0	0	0	0	0	0	0	0	0	0	0	0	0	1	0	0	1	2
UNIVERSITY OF TEXAS HEALTH SCIENCE CENTER HOUSTON	TX	0	0	0	0	0	1	0	0	0	0	0	0	0	0	1	0	0	0	0	0	0	0	0	2
UNIVERSITY OF TEXAS MEDICAL BRANCH AT GALVESTON	TX	0	0	0	0	0	0	0	1	1	0	0	0	0	0	0	0	0	0	0	0	0	0	0	2
UNIVERSITY OF WEST FLORIDA	FL	0	0	0	0	0	1	0	0	0	0	0	1	0	0	0	0	0	0	0	0	0	0	0	2
VIRGINIA COMMONWEALTH UNIVERSITY MEDICAL COLLEGE	VA	0	0	0	2	0	0	0	0	0	0	0	0	0	0	0	0	0	0	0	0	0	0	0	2
VIRGINIA TECH FOUNDATION, INC.	VA	0	0	0	0	0	0	0	0	0	0	0	1	0	1	0	0	0	0	0	0	0	0	0	2
WHEELING JESUIT UNIVERSITY	WV	0	0	0	0	0	0	0	0	0	0	0	1	0	1	0	0	0	0	0	0	0	0	0	2
WIDENER COLLEGE	PA	2	0	0	0	0	0	0	0	0	0	0	0	0	0	0	0	0	0	0	0	0	0	0	2
A.T. STILL UNIVERSITY OF HEALTH SCIENCES	AZ	0	0	0	0	0	0	0	0	0	0	0	0	1	0	0	0	0	0	0	0	0	0	0	1
ALABAMA A AND M UNIVERSITY	AL	0	0	0	0	0	0	0	0	0	0	0	0	0	0	0	1	0	0	0	0	0	0	0	1
ALABAMA A& M UNIVERSITY INSTITUTE	AL	0	0	0	0	0	0	0	0	0	0	0	0	0	0	0	0	0	0	0	0	1	0	0	1
ALCORN STATE UNIVERSITY	MS	0	0	0	0	0	0	0	0	0	0	0	0	0	0	0	1	0	0	0	0	0	0	0	1
ALVERNO COLLEGE	WI	0	0	0	0	0	0	0	0	0	0	0	0	1	0	0	0	0	0	0	0	0	0	0	1
AMERICAN PUBLIC UNIVERSITY SYSTEMS, INC.	WV	0	0	0	0	0	0	0	0	0	0	0	0	0	0	0	0	0	0	0	0	0	1	0	1
AMERICAN TECHNOLOGICAL UNIVERSITY	TX	1	0	0	0	0	0	0	0	0	0	0	0	0	0	0	0	0	0	0	0	0	0	0	1

ANTIOCH COLLEGE	OH	1	0	0	0	0	0	0	0	0	0	0	0	0	0	0	0	0	0	0	0	0	0	1
ARKASAS STATE UNIVERSITY - RESEARCH AND DEVELOPMENT INSTITUTE (ASU-RDI)	AR	0	0	0	0	0	0	0	0	0	0	0	0	0	0	0	0	1	0	0	0	0	0	1
ART CENTER COLLEGE OF DESIGN	CA	0	0	0	0	0	0	0	0	0	0	0	0	0	1	0	0	0	0	0	0	0	0	1
AUBURN UNIVERSITY RESEARCH FOUNDATION	AL	1	0	0	0	0	0	0	0	0	0	0	0	0	0	0	0	0	0	0	0	0	0	1
BAYLOR RESEARCH FOUNDATION, A NONPROFIT CORPORATION OF THE STATE OF TEXAS	TX	1	0	0	0	0	0	0	0	0	0	0	0	0	0	0	0	0	0	0	0	0	0	1
BAYLOR UNIVERSITY MEDICAL CENTER	TX	0	0	0	0	0	0	0	0	0	0	0	0	0	1	0	0	0	0	0	0	0	0	1
BOARD OF TRUSTEES OF WESTERN ILLINOIS UNIVERSITY	IL	0	0	0	0	0	0	0	0	0	0	0	0	0	0	1	0	0	0	0	0	0	0	1
BOB JONES UNIVERSITY	SC	0	0	0	0	0	0	0	0	0	0	0	0	0	0	0	0	0	1	0	0	0	0	1
BOSTON UNIVERSITY RESEARCH FOUNDATION	MA	0	0	1	0	0	0	0	0	0	0	0	0	0	0	0	0	0	0	0	0	0	0	1
BOWMAN GRAY SCHOOL OF MEDICINE, WAKE FOREST UNIVERSITY	NC	1	0	0	0	0	0	0	0	0	0	0	0	0	0	0	0	0	0	0	0	0	0	1
BROWN TECHNOLOGY PARTNERSHIPS	RI	0	0	0	0	0	0	0	0	0	0	0	0	0	0	0	0	1	0	0	0	0	0	1
BUREAU OF FACULTY RESEARCH OF WESTERN WASHINGTON UNIVERSITY	WA	1	0	0	0	0	0	0	0	0	0	0	0	0	0	0	0	0	0	0	0	0	0	1
BUTLER UNIVERSITY	IN	0	0	0	0	0	0	0	0	0	0	0	0	0	0	0	0	0	0	0	0	1	0	1
CALIFORNIA INSTITUTE OF TECHNOLOGY, JET PROPULSION LABORATORY	CA	0	0	0	0	1	0	0	0	0	0	0	0	0	0	0	0	0	0	0	0	0	0	1
CALVIN COLLEGE	MI	0	0	0	0	0	0	0	0	1	0	0	0	0	0	0	0	0	0	0	0	0	0	1
CHAPMAN COLLEGE	CA	1	0	0	0	0	0	0	0	0	0	0	0	0	0	0	0	0	0	0	0	0	0	1
CHARLES R. DREW UNIVERSITY OF MEDICINE AND SCIENCE	CA	0	0	0	0	0	0	0	0	0	0	0	0	0	0	0	0	0	0	0	0	0	1	1
CHRISTOPHER NEWPORT UNIVERSITY	VA	0	0	0	0	0	0	0	0	0	0	0	0	0	0	0	0	0	0	0	0	1	0	1
CITY COLLEGE OF NEW YORK	NY	0	1	0	0	0	0	0	0	0	0	0	0	0	0	0	0	0	0	0	0	0	0	1
CLAFLIN UNIVERSITY	SC	0	0	0	0	0	0	0	0	0	0	0	0	0	0	0	0	0	0	0	0	0	1	1
COLLEGE OF FORESTRY, WILDLIFE & RANGE	ID	1	0	0	0	0	0	0	0	0	0	0	0	0	0	0	0	0	0	0	0	0	0	1

SCIENCES, UNIVERSITY OF IDAHO																									
COLLEGE OF MEDICINE AND DENTISTRY OF NEW JERSEY	NJ	1	0	0	0	0	0	0	0	0	0	0	0	0	0	0	0	0	0	0	0	0	0	0	1
COLLEGE OF THE HOLY CROSS	MA	0	0	0	0	0	0	0	0	0	0	0	1	0	0	0	0	0	0	0	0	0	0	0	1
CONNECTICUT COLLEGE	CT	0	0	0	0	0	0	0	0	0	0	0	0	0	0	0	0	0	0	0	0	0	1	0	1
COOPER UNION RESEARCH FOUNDATION, INC.	NY	1	0	0	0	0	0	0	0	0	0	0	0	0	0	0	0	0	0	0	0	0	0	0	1
COOPERATIVE INSTITUTE FOR RESEARCH IN ENVIRONMENTAL SCIENCES	CO	1	0	0	0	0	0	0	0	0	0	0	0	0	0	0	0	0	0	0	0	0	0	0	1
DELAWARE STATE UNIVERSITY FOUNDATION, INC.	DE	0	0	0	0	0	0	0	0	0	0	0	0	0	0	0	0	0	0	0	0	0	1	0	1
DIVISION OF PLASTIC SURGERY OF THE MEDICAL SCHOOL OF NORTHWESTERN	IL	1	0	0	0	0	0	0	0	0	0	0	0	0	0	0	0	0	0	0	0	0	0	0	1
DUKE UNIVERSITY PATENTS FOUNDATION	NC	1	0	0	0	0	0	0	0	0	0	0	0	0	0	0	0	0	0	0	0	0	0	0	1
ENDOWMENT AND ALUMNI FOUNDATION AT MONTANA STATE UNIVERSITY	MT	1	0	0	0	0	0	0	0	0	0	0	0	0	0	0	0	0	0	0	0	0	0	0	1
ENGINEERING RESEARCH CTR., NORTH CAROLINA STATE UNIV.	NC	0	0	0	0	1	0	0	0	0	0	0	0	0	0	0	0	0	0	0	0	0	0	0	1
ERSKINE COLLEGE	SC	0	0	0	0	0	0	0	0	0	1	0	0	0	0	0	0	0	0	0	0	0	0	0	1
FAIRLEIGH DICKINSON UNIVERSITY	NJ	0	0	0	0	0	0	0	0	0	0	0	0	0	0	0	0	1	0	0	0	0	0	0	1
FERRIS STATE UNIVERSITY	MI	0	0	0	0	0	0	0	0	0	0	0	0	1	0	0	0	0	0	0	0	0	0	0	1
FORT VALLEY STATE COLLEGE	GA	1	0	0	0	0	0	0	0	0	0	0	0	0	0	0	0	0	0	0	0	0	0	0	1
FRANKLIN AND MARSHALL COLLEGE	PA	0	0	0	0	0	0	0	0	0	0	0	0	0	0	0	0	0	0	0	0	1	0	0	1
GEORGE MASON INTELLECTUAL PROPERTIES	VA	0	0	0	0	0	0	0	0	0	0	0	0	0	0	0	0	0	0	0	0	1	0	0	1
GEORGE WASHINGTON UNIVERSITY, OFFICE OF SPONSORED RESEARCH	DC	0	1	0	0	0	0	0	0	0	0	0	0	0	0	0	0	0	0	0	0	0	0	0	1
HACKENSACK UNIVERSITY MEDICAL CENTER	NJ	0	0	0	0	0	0	0	0	0	0	0	1	0	0	0	0	0	0	0	0	0	0	0	1
HAMPSHIRE COLLEGE	MA	0	0	0	0	0	0	0	0	0	1	0	0	0	0	0	0	0	0	0	0	0	0	0	1
INDIANA STATE UNIVERSITY	IN	0	0	0	0	0	0	0	0	0	0	0	0	0	0	0	0	0	0	0	0	0	0	1	1
JACKSONVILLE STATE																									

UNIVERSITY	FL	0	0	0	0	0	0	0	0	0	0	0	0	0	0	1	0	0	0	0	0	0	0	0	1
JESUIT COMMUNITY AT LOYOLA UNIVERSITY	CA	0	0	0	0	1	0	0	0	0	0	0	0	0	0	0	0	0	0	0	0	0	0	0	1
JOHNS HOPKINS HOSPITAL	MD	0	0	0	0	0	0	1	0	0	0	0	0	0	0	0	0	0	0	0	0	0	0	0	1
JOHNSON COUNTY COMMUNITY COLLEGE FOUNDATION, INC.	KS	0	0	0	0	0	0	0	0	0	0	0	0	0	0	0	0	0	0	0	0	0	0	1	1
KANSAS STATE UNIVERSITY	KS	0	0	1	0	0	0	0	0	0	0	0	0	0	0	0	0	0	0	0	0	0	0	0	1
KIRKWOOD COMMUNITY COLLEGE FACILITIES FOUNDATION	IA	1	0	0	0	0	0	0	0	0	0	0	0	0	0	0	0	0	0	0	0	0	0	0	1
LAMAR STATE COLLEGE OF TECHNOLOGY	TX	1	0	0	0	0	0	0	0	0	0	0	0	0	0	0	0	0	0	0	0	0	0	0	1
LEHIGH UNIVERSITY AND NORTHEAST BENJAMIN FRANKLIN TECHNOLOGY CENTER OF PA	PA	0	1	0	0	0	0	0	0	0	0	0	0	0	0	0	0	0	0	0	0	0	0	0	1
LOCK HAVEN UNIVERSITY OF PENNSYLVANIA	PA	0	0	0	0	0	0	0	0	0	0	0	0	0	0	0	0	0	0	0	0	0	0	1	1
LOUISIANA TECH UNIVERSITY	LA	1	0	0	0	0	0	0	0	0	0	0	0	0	0	0	0	0	0	0	0	0	0	0	1
MARQUETTE SCHOOL OF MEDICINE, INC.	WI	1	0	0	0	0	0	0	0	0	0	0	0	0	0	0	0	0	0	0	0	0	0	0	1
MASSACHUSETTS COLLEGE OF OPTOMETRY	MA	1	0	0	0	0	0	0	0	0	0	0	0	0	0	0	0	0	0	0	0	0	0	0	1
MCNEESE STATE UNIVERSITY	LA	0	0	0	0	0	0	0	0	0	0	0	0	1	0	0	0	0	0	0	0	0	0	0	1
MERCER UNIVERSITY	GA	0	0	0	0	0	0	0	0	0	0	0	1	0	0	0	0	0	0	0	0	0	0	0	1
MINNESOTA STATE UNIVERSITY SYSTEM THROUGH ITS MANKATO STATE UNIVERSITY AGENCY	MN	0	0	0	0	0	0	1	0	0	0	0	0	0	0	0	0	0	0	0	0	0	0	0	1
MONTCLAIR STATE COLLEGE	NJ	1	0	0	0	0	0	0	0	0	0	0	0	0	0	0	0	0	0	0	0	0	0	0	1
MOUNT HOLYOKE COLLEGE	MA	0	0	0	0	0	0	0	0	0	0	0	0	0	0	0	1	0	0	0	0	0	0	0	1
NEW ENGLAND COLLEGE OF OPTOMETRY	MA	0	0	0	0	0	0	0	0	0	0	0	0	0	0	0	0	0	1	0	0	1	0	0	1
NEW YORK CHIROPRACTIC COLLEGE	NY	1	0	0	0	0	0	0	0	0	0	0	0	0	0	0	0	0	0	0	0	0	0	0	1
NEW YORK UNIVERSITY & JURIDICAL FOUNDATION	NY	1	0	0	0	0	0	0	0	0	0	0	0	0	0	0	0	0	0	0	0	0	0	0	1
NICHOLLS STATE UNIVERSITY	LA	0	0	0	0	0	0	0	0	0	0	1	0	0	0	0	0	0	0	0	0	0	0	0	1
NORTH DAKOTA STATE																									

UNIVERSITY OF AGRICULTURE AND APPLIED SCIENCE	ND	1	0	0	0	0	0	0	0	0	0	0	0	0	0	0	0	0	0	0	0	0	0	0	0	1
NORTHWESTERN UNIV. TECHNOLOGY TRANSFER PROG.	IL	0	0	0	0	1	0	0	0	0	0	0	0	0	0	0	0	0	0	0	0	0	0	0	0	1
NORTHWESTERN UNIVERSITY MEDICAL SCHOOL	IL	0	0	0	0	0	0	0	0	1	0	0	0	0	0	0	0	0	0	0	0	0	0	0	0	1
NOVA UNIVERSITY	FL	1	0	0	0	0	0	0	0	0	0	0	0	0	0	0	0	0	0	0	0	0	0	0	0	1
PARKER COLLEGE OF CHIROPRACTIC	TX	0	0	0	0	0	0	0	0	0	0	0	0	0	0	0	0	0	0	0	0	0	0	1	0	1
PEPPERDINE UNIVERSITY	CA	0	0	0	0	0	1	0	0	0	0	0	0	0	0	0	0	0	0	0	0	0	0	0	0	1
PHILADELPHIA COLLEGE OF PHARMACY AND SCIENCE	PA	0	0	0	0	0	1	0	0	0	0	0	0	0	0	0	0	0	0	0	0	0	0	0	0	1
PURDUE RESEARCH LABORATORY	IN	1	0	0	0	0	0	0	0	0	0	0	0	0	0	0	0	0	0	0	0	0	0	0	0	1
REGIS COLLEGE	CO	1	0	0	0	0	0	0	0	0	0	0	0	0	0	0	0	0	0	0	0	0	0	0	0	1
RIT RESEARCH CORP. (ROCHESTER, NY)	NY	1	0	0	0	0	0	0	0	0	0	0	0	0	0	0	0	0	0	0	0	0	0	0	0	1
ROWAN UNIVERSITY	NJ	0	0	0	0	0	0	0	0	0	0	0	0	0	0	0	0	0	0	0	0	0	0	1	0	1
RUSH UNIVERSITY	IL	0	0	0	0	0	0	0	0	0	0	0	0	1	0	0	0	0	0	0	0	0	0	0	0	1
SAINT FRANCIS UNIVERSITY	PA	0	0	0	0	0	0	0	0	0	0	0	0	0	0	0	0	0	0	0	0	0	0	0	1	1
SAINT LOUIS UNIVERSITY, HEALTH SERVICES CENTER, RESEARCH ADMINISTRATION	MO	0	0	0	0	0	0	0	0	0	1	0	0	0	0	0	0	0	0	0	0	0	0	0	0	1
SALEM INTERNATIONAL UNIVERSITY (SALEM-TEIKYO UNIVERSITY)	WV	0	0	0	0	0	0	0	0	0	0	0	0	0	1	0	0	0	0	0	0	0	0	0	0	1
SAN DIEGO STATE COLLEGE FOUNDATION	CA	1	0	0	0	0	0	0	0	0	0	0	0	0	0	0	0	0	0	0	0	0	0	0	0	1
SHAW UNIVERSITY	NC	1	0	0	0	0	0	0	0	0	0	0	0	0	0	0	0	0	0	0	0	0	0	0	0	1
SIENA COLLEGE	NY	1	0	0	0	0	0	0	0	0	0	0	0	0	0	0	0	0	0	0	0	0	0	0	0	1
SLIPPERY ROCK UNIVERSITY FOUNDATION	PA	0	0	0	0	0	0	0	0	0	0	0	0	0	0	0	0	0	0	0	0	0	0	1	0	1
SMITH COLLEGE	MA	1	0	0	0	0	0	0	0	0	0	0	0	0	0	0	0	0	0	0	0	0	0	0	0	1
SOUTHERN COLLEGE OF OPTOMETRY	TN	0	0	0	0	0	0	0	0	0	0	0	0	1	0	0	0	0	0	0	0	0	0	0	0	1
SPACE VACUUM EPITAXY CENTER UNIVERSITY OF HOUSTON	TX	0	0	0	0	0	0	0	0	1	0	0	0	0	0	0	0	0	0	0	0	0	0	0	0	1
STEPHEN F. AUSTIN STATE UNIVERSITY	TX	0	0	0	0	0	0	0	0	0	0	0	0	0	0	0	0	0	1	0	0	0	0	0	0	1

TEXAS A&M UNIVERSITY SYSTEM TECHNOLOGY LICENSING OFFICE	TX	0	0	0	0	0	1	0	0	0	0	0	0	0	0	0	0	0	0	0	0	0	0	0	1
TEXAS COLLEGE OF OSTEOPATHIC MEDICINE	TX	1	0	0	0	0	0	0	0	0	0	0	0	0	0	0	0	0	0	0	0	0	0	0	1
TEXAS STATE UNIVERSITY	TX	0	0	0	0	0	0	0	0	0	0	0	0	0	0	0	0	0	0	0	0	1	0	0	1
TEXAS WESLEYAN UNIVERSITY, INC.	TX	0	1	0	0	0	0	0	0	0	0	0	0	0	0	0	0	0	0	0	0	0	0	0	1
THE LUTHERAN UNIVERSITY ASSOCIATION, INC.	IN	0	0	0	0	0	0	0	0	0	0	0	0	0	0	0	0	0	0	0	1	0	0	0	1
THE MOUNT SINAI MEDICAL CENTER OF THE CITY UNIVERSITY OF NEW YORK	NY	0	0	0	0	0	0	0	1	0	0	0	0	0	0	0	0	0	0	0	0	0	0	0	1
THE RICHARD STOCKTON COLLEGE OF NEW JERSEY	NJ	0	0	0	0	0	0	0	0	0	0	0	0	0	0	0	0	0	0	0	1	0	0	0	1
THE UNIVERSITY OF THE ARTS	PA	0	0	0	0	0	0	0	0	0	0	0	0	0	0	0	0	0	0	0	1	0	0	0	1
TOURO COLLEGE	NY	1	0	0	0	0	0	0	0	0	0	0	0	0	0	0	0	0	0	0	0	0	0	0	1
TOWSON UNIVERSITY	MD	0	0	0	0	0	0	0	0	0	0	0	0	0	0	0	0	0	0	0	0	0	0	1	1
TROY STATE UNIVERSITY	AL	0	0	0	0	0	0	0	0	0	1	0	0	0	0	0	0	0	0	0	0	0	0	0	1
TRUMAN STATE UNIVERSITY	MO	0	0	0	0	0	0	0	0	0	0	0	1	0	0	0	0	0	0	0	0	0	0	0	1
TRUSTEES OF DAVIDSON COLLEGE	NC	1	0	0	0	0	0	0	0	0	0	0	0	0	0	0	0	0	0	0	0	0	0	0	1
TRUSTEES OF THE COLLEGE OF AERONAUTICS	NY	1	0	0	0	0	0	0	0	0	0	0	0	0	0	0	0	0	0	0	0	0	0	0	1
TULANE UNIVERSITY HEALTH SCIENCES CENTER	LA	0	0	0	0	0	0	0	0	0	0	0	0	0	0	0	0	0	0	0	1	0	0	0	1
UNIFORMED SERVICES UNIVERSITY OF THE HEALTH SCIENCES	MD	0	0	0	0	0	0	0	0	0	0	0	1	0	0	0	0	0	0	0	0	0	0	0	1
UNION COLLEGE	NY	0	0	0	0	0	0	0	0	0	0	0	0	0	0	0	0	0	0	1	0	0	0	0	1
UNIV. OF CHICAGO DEVELOPMENT CORP. ARGONNE NATIONAL LABORATORIES	IL	0	0	0	1	0	0	0	0	0	0	0	0	0	0	0	0	0	0	0	0	0	0	0	1
UNIVERSITY HEALTHSYSTEM CONSORTIUM	IL	0	0	0	0	0	0	0	0	0	0	0	0	0	0	0	1	0	0	0	0	0	0	0	1
UNIVERSITY OF ARKANSAS TECHNOLOGY DEVELOPMENT FOUNDATION	AR	0	0	0	0	0	0	0	0	0	0	0	0	0	0	0	0	0	0	0	0	0	1	0	1
UNIVERSITY OF CENTRAL FLORIDA RESEARCH	FL	0	0	0	0	0	0	0	0	0	0	0	0	0	0	0	0	0	0	0	0	0	1	0	1

INSTITUTE, INC.																											
UNIVERSITY OF COLORADO, UNIVERSITY TECHNOLOGY CORPORATION	CO	0	0	0	0	0	0	0	0	0	0	1	0	0	0	0	0	0	0	0	0	0	0	0	0	0	1
UNIVERSITY OF HAWAII, OFFICE OF TECHNOLOGY TRANSFER AND ECONOMIC DEVELOPMENT	HI	0	0	0	0	0	0	1	0	0	0	0	0	0	0	0	0	0	0	0	0	0	0	0	0	0	1
UNIVERSITY OF HONOLULU	HI	0	0	0	0	0	0	0	0	0	0	0	1	0	0	0	0	0	0	0	0	0	0	0	0	0	1
UNIVERSITY OF HOUSTON - CLEARLAKE	TX	0	0	0	0	0	0	0	0	1	0	0	0	0	0	0	0	0	0	0	0	0	0	0	0	0	1
UNIVERSITY OF KANSAS-KU MEDICAL CENTER RESEARCH INSTITUTE	KS	0	0	0	0	0	0	0	0	0	0	0	0	0	0	0	0	0	0	0	0	0	0	0	1	1	
UNIVERSITY OF LOUISVILLE FOUNDATION	KY	1	0	0	0	0	0	0	0	0	0	0	0	0	0	0	0	0	0	0	0	0	0	0	0	1	
UNIVERSITY OF MARYLAND CENTER FOR ENVIRONMENTAL SCIENCE	MD	0	0	0	0	0	0	0	0	0	0	0	0	0	0	0	0	0	0	0	0	0	1	0	0	1	
UNIVERSITY OF MARYLAND OFFICE OF TECHNOLOGY COMMERCIALIZATION	MD	0	0	0	0	0	0	0	0	0	0	0	0	0	0	0	1	0	0	0	0	0	0	0	0	1	
UNIVERSITY OF OKLAHOMA FOUNDATION, INC.	OK	1	0	0	0	0	0	0	0	0	0	0	0	0	0	0	0	0	0	0	0	0	0	0	0	1	
UNIVERSITY OF OKLAHOMA RESEARCH INSTITUTE	OK	1	0	0	0	0	0	0	0	0	0	0	0	0	0	0	0	0	0	0	0	0	0	0	0	1	
UNIVERSITY OF PATENTS, INC.	CT	1	0	0	0	0	0	0	0	0	0	0	0	0	0	0	0	0	0	0	0	0	0	0	0	1	
UNIVERSITY OF ST. THOMAS	MN	0	0	0	0	0	0	0	0	0	0	0	0	0	0	0	0	0	0	0	0	0	0	1	1		
UNIVERSITY OF UTAH TECHNOLOGY COMMERCIALIZATION OFFICE	UT	0	0	0	0	0	0	0	0	0	0	0	0	0	0	0	0	0	0	1	0	0	0	0	0	1	
UNIVERSITY OF WISCONSIN- STOUT MANUFACTURING LABORATORY	WI	1	0	0	0	0	0	0	0	0	0	0	0	0	0	0	0	0	0	0	0	0	0	0	0	1	
USC/NORRIS COMPREHENSIVE CANCER CTR.	CA	0	0	0	0	0	0	0	0	0	0	1	0	0	0	0	0	0	0	0	0	0	0	0	0	1	
UTAH STATE UNIVERSITY, OFFICE OF TECHNOLOGY COMMERCIALIZATION	UT	0	0	0	0	0	0	1	0	0	0	0	0	0	0	0	0	0	0	0	0	0	0	0	0	1	
VALDOSTA STATE UNIVERSITY	GA	0	0	0	0	0	0	0	0	0	1	0	0	0	0	0	0	0	0	0	0	0	0	0	0	1	
VIRGINIA FOUNDATION FOR INDEPENDENT COLLEGES	VA	0	0	0	0	0	0	0	0	0	0	0	1	0	0	0	0	0	0	0	0	0	0	0	0	1	

VIRGINIA STATE UNIVERSITY	VA	0	0	0	0	0	0	1	0	0	0	0	0	0	0	0	0	0	0	0	0	0	0	1
VMI FOUNDATION	VA	0	0	0	0	0	0	0	0	0	0	0	0	0	0	0	0	0	1	0	0	0	0	1
WABASH COLLEGE	IN	1	0	0	0	0	0	0	0	0	0	0	0	0	0	0	0	0	0	0	0	0	0	1
WAKE FOREST UNIVERSITY BAPTIST MEDICAL CENTER	NC	0	0	0	0	0	0	0	0	0	0	1	0	0	0	0	0	0	0	0	0	0	0	1
WAYLAND BAPTIST UNIVERSITY	TX	0	0	0	0	0	0	0	0	0	0	0	0	0	0	0	0	0	0	0	1	0	0	1
WESTERN WASHINGTON STATE COLLEGE	WA	1	0	0	0	0	0	0	0	0	0	0	0	0	0	0	0	0	0	0	0	0	0	1
WIDENER UNIVERSITY	PA	0	0	0	0	0	0	0	0	0	0	0	0	0	0	0	0	0	0	0	0	0	1	1
WYOMING RESEARCH PRODUCTS CENTER	WY	0	0	0	0	0	0	0	0	0	0	0	0	0	0	0	0	0	0	0	0	1	0	1
TOTAL		12123	1574	1675	1822	1929	2201	2490	3249	3439	3177	3315	3355	3339	3099	2766	3392	3071	2895	3133	4346	4166	4797	75353

PTMT Contacts

Questions regarding these reports should be directed to:

U.S. Patent and Trademark Office
 Electronic Information Products Division - PTMT
 Alexandria, VA 22313-1450

tel: (571) 272-5600 [📞](tel:(571)272-5600)
 fax: (571) 273-0110 [📞](tel:(571)273-0110)
[email: oeip@uspto.gov](mailto:oeip@uspto.gov)

address of PTMT pages at the USPTO Web Site : <http://www.uspto.gov/web/offices/ac/ido/oeip/taf/reports.htm>
 selected PTMT files available for download at : <http://www.uspto.gov/web/offices/ac/ido/oeip/taf/data/>

[Top](#)

[Home](#) > [PTMT Listing of Viewable Reports](#) > [University Report Table of Contents](#) > [University Listing](#) > **This Page**

Last Modified : 10/05/2017 10:57:23

State	Total State Patents in 2012	University	Patents in 2012	Total Patents
Alabama	671	UAB Research Foundation	12	315
		Auburn University	14	164
		University of Alabama	7	151
		University of South Alabama	0	25
		Auburn Research Foundation	0	10
		Tuskegee University	0	2
		Alabama A&M University	0	1
		Alabama A&M University Institute	0	1
		Auburn University Research Foundation	0	1
		Troy State University	0	1
Alaska	22	University of Alaska	0	22
Arizona	525	Arizona State University	34	264
		University of Arizona	7	158
		Arizona Board of Regents	5	80
		University of Arizona Foundation	0	18
		Arizona Board of Regents, acting on behalf of Northern Arizona University	0	4
		A.T. Still University of Health Sciences	0	1
Arkansas	311	University of Arkansas	34	387
		University of Arkansas for Medical Sciences	0	15
		Arkansas State University	2	5
		University of Arkansas Foundation	0	2
		ASU-Research and Development Institute	0	1
		UA Technology Development Foundation	0	1
		UC Berkeley	357	7488
		Stanford University	182	2403
		California Institute of Technology	136	2365
		University of Southern California	83	702
		Scripps Research Institute	32	689
		Scripps Clinic and Research Foundation	0	121
		Loma Linda University Medical Center	11	104

		University of California Office of Technology Transfer	0	56
		Alfred E. Mann Institute for Biomedical Engineering at USC	2	31
		Loma Linda University	1	27
		San Diego State University	2	23
		Research and Education Institute, UCLA Medical Center	0	19
		Los Angeles Biomedical Research Institute at Harbor UCLA Medical Center	4	17
		California Institute Research Foundation	0	16
		California Polytechnic State University Foundation	0	14
		California Polytechnic State University Corporation	2	9
		Keck Graduate Institute	3	7
		Cal State Fresno Foundation	1	6
		Research and Education Institute, Inc.	0	6
		Ambassador College	0	5
		Cal State Fullerton Foundation	0	4
		Harvey Mudd College	0	3
		San Diego State University Research Foundation	0	3
		San Jose State University Foundation	0	3
		University of the Pacific	0	3
		Western University of Health Sciences	1	3
		California State University	1	2
		Humboldt State University Foundation	0	2
		Loma Linda University Adventist Health Sciences Center	0	2
		Stanford University Medical Center	0	2
		The University Foundation, California State University	0	2
		USC Stevens Center for Innovation	1	2
		Art Center College of Design	0	1
California	14,147			

		California Institute of Technology, Jet Propulsion Lab	0	1
		Chapman College	0	1
		Charles R. Drew University of Medicine and Science	1	1
		Jesuit Community at Loyola University	0	1
		Pepperdine University	0	1
		San Diego State College Foundation	0	1
		USC/Norris Comprehensive Cancer Center	0	1
Colorado	724	The Regents of the University of Colorado	23	260
		Colorado State University Research Foundation	14	130
		University Technology Corp.	0	85
		University Corporation for Atmospheric Research	2	82
		University of Colorado Foundation	0	76
		Colorado School of Mines	7	47
		Colorado Seminary	0	21
		Colorado School of Mines Research Institute	0	13
		University of Denver	0	3
		University of Denver, Colorado Seminary	0	3
		Denver Research Institute	0	2
		Cooperative Institute for Research in Environmental Sciences	0	1
		Regis College	0	1
		Connecticut	1066	Yale University
University of Connecticut	25			326
University Patents, Inc.	0			215
University of Connecticut Health Center	0			8
University of Hartford	0			3
Fairfield University	0			2
University of Connecticut, Center for Science and Technology Commercialization	2			2
Connecticut College	0			1
University of Connecticut Research and Development Corp.	0			2

		University of Patents, Inc.	0	1
Delaware	308	University of Delaware	16	302
		UD Technology Corp.	0	3
		Applied Optics Center of Delaware	0	2
		Delaware State University Foundation	0	1
District of Columbia	447	Georgetown University	12	201
		Associated Universities, Inc.	0	96
		George Washington University	8	69
		Universities Research Association	0	38
		Catholic University of America	3	25
		Howard University	4	18
Florida	3059	University of Florida Research Foundation	70	624
		University of Florida	0	611
		University of South Florida	79	587
		University of Central Florida	72	543
		Florida State University	32	280
		University of Miami	21	159
		Harbor Branch Oceanographic Institute	0	100
		Florida Atlantic University	4	59
		FSU Research Foundation	1	26
		Florida International University	1	17
		Florida A&M University	6	16
		Florida Institute of Technology	3	13
		University of North Florida	1	8
		Florida Atlantic University Research Corp.	0	3
		Nova Southeastern University	0	3
		University of Florida Tissue Bank, Inc.	0	3
		Embry-Riddle Aeronautical University	1	2
		University of West Florida	0	2
		Jacksonville State University	0	1
		Nova University	0	1
University of Central Florida Research Institute	0	1		
		Georgia Tech Research Corp.	80	916
		Emory University	9	354

Georgia	1769	University of Georgia Research Foundation	29	324
		Institute of Paper Science and Technology	0	54
		Medical College of Georgia Research Institute	9	45
		Georgia State University Research Foundation	5	28
		Morehouse School of Medicine	4	17
		Georgia Institute of Technology	0	7
		Spelman College	3	6
		Mercer University Corp.	0	6
		University of Georgia	0	3
		Georgia Health Sciences University	2	4
		Medical College of Georgia Foundation	0	2
		Fort Valley State College	0	1
		Mercer University	0	1
		Valdosta State University	0	1
Hawaii	153	University of Hawaii	3	151
		University of Hawaii Office of Technology Transfer and Economic Development	0	1
		University of Honolulu	0	1
Idaho	136	University of Idaho Research Foundation	0	103
		Boise State University	6	21
		Idaho State University	0	7
		University of Idaho	0	4
		University of Idaho College of Forestry, Wildlife, and Range Sciences	0	1
		University of Illinois	85	885
		Northwestern University	70	665
		University of Chicago	14	439
		UChicago Argonne LLC	31	182
		University of Illinois Foundation	0	135
		Illinois Institute of Technology	14	112
		Southern Illinois University	4	68
		Loyola University, Chicago	2	40
		Northern Illinois University	3	31
		Rush University Medical Center	2	16

		Argonne National Labs, UChicago Development Corp.	0	13
Illinois	2624	Rosalind Franklin University of Medicine and Science	2	8
		Illinois State University	0	6
		University of Health Sciences, The Chicago Medical School	0	6
		University Patents, Inc. of Illinois	0	5
		Bradley University	0	3
		Lake Forest College	0	2
		Southeastern Illinois College Foundation	0	2
		Western Illinois University	0	1
		Division of Plastic Surgery of the Medical School of Northwestern University	0	1
		Northwestern University Technology Transfer Program	0	1
		Northwestern University Medical School	0	1
		Rush University	0	1
		University Healthsystem Consortium	0	1
		Indiana	1087	Perdue University Foundation
Indiana University Foundation	0			138
University of Notre Dame	10			89
Advanced Research and Technology Institute	0			87
Indiana University Research and Technology Corp.	8			56
Ball State University	0			7
Indiana University	0			4
Rose-Hulman Institute of Technology	0			4
Indiana University Advanced Research and Technology Institute	0			3
Perdue Research Foundation Office of Technology Transfer	0			3
Goshen College	0			2
Perdue Research Corporation	0			2
Butler University	0	1		

		Indiana State University	1	1
		Perdue Research Lab	0	1
		Lutheran University Association	0	1
		Wabash College	0	1
Iowa	1515	Iowa State University Research Foundation	14	956
		University of Iowa Research Foundation	31	532
		University of Northern Iowa Foundation	0	16
		University of Iowa	1	6
		Iowa State University	0	4
		Kirkwood Community College	0	1
Kansas	421	Kansas State University Research Foundation	5	213
		University of Kansas	23	125
		University of Kansas Medical Center	0	38
		University of Kansas Endowment Association	0	18
		Pittsburg State University	0	9
		Wichita State University	0	8
		University of Kansas Center for Research	0	6
		KU Medical Center Research Institute	1	3
		Johnson County Community College	1	1
Kentucky	584	University of Kentucky Research Foundation	23	469
		University of Louisville Research Foundation	17	74
		University of Kentucky	4	22
		University of Louisville	0	11
		Western Kentucky University	0	8
Louisiana	597	Louisiana State University	17	388
		Tulane Educational Fund	5	116
		Louisiana Tech University Foundation	5	35
		University of New Orleans Research and Technology Foundation	0	26
		University of Louisiana at Lafayette	1	7
		LSU Medical Center Foundation	0	5
		Tulane University	0	4
		University of Southwestern Louisiana	0	4
		University of Louisiana at Monroe	1	3

		Southeastern Louisiana University	0	2
		Foundation for the LSU Health Sciences Center	0	2
		Tulane University Medical Center	0	2
		McNeese State University	0	1
		Nicholls State University	0	1
		Tulane University Health Sciences Center	0	1
Maine	56	University of Maine	2	56
		Johns Hopkins University	79	1556
		University of Maryland	61	634
		UMD Biotechnology Institute	0	76
		Salisbury University	1	6
		Universities Space Research Association	1	6
Maryland	2288	University Research Foundation	0	5
		UMD School of Medicine	0	2
		Johns Hopkins Hospital	0	1
		Towson University	1	1
		Uniformed Services University of the Health Sciences	0	1
		MIT	216	4017
		Harvard University	52	849
		Boston University	24	382
		University of Massachusetts	54	378
		Tufts University	26	231
		Northeastern University	8	194
		Brandeis University	4	107
		University of Massachusetts at Lowell	3	64
		University of Massachusetts Medical Center	0	61
		Worcester Polytechnic Institute	5	53
		Boston College	3	34
		Woods Hole Oceanographic Institution	3	30
Massachusetts	6447	University of Massachusetts at Amherst	0	15
		University of Massachusetts Medical School	0	8
		University of Massachusetts at Worcester	0	6
		Clark University	0	3

		Wellesley College	0	3
		Massachusetts College of Pharmacy	0	2
		Amherst College	0	2
		Tufts University School of Medicine	0	2
		College of the Holy Cross	0	1
		Hampshire College	0	1
		Massachusetts College of Optometry	0	1
		Mount Holyoke College	0	1
		New England College of Optometry	0	1
		Smith College	0	1
		Michigan	2553	
		University of Michigan	97	1267
		Michigan State University	30	808
		Wayne State University	13	258
		Michigan Technological University	2	134
		Western Michigan University	0	18
		Oakland University	2	14
		Central Michigan University	1	10
		GMI Engineering and Management Institute	0	9
		Eastern Michigan University	1	8
		Jordan College	0	5
		Saginaw Valley State University	1	5
		Lawrence Technological University	0	4
		Oakland Community College	0	4
		Kettering University	2	3
		Grand Valley State University	0	2
		Kresge Eye Institute of Wayne State University	0	2
		Calvin College	0	1
		Ferris State University	0	1
		Minnesota	1567	
		University of Minnesota	38	1037
		Mayo Foundation for Medical Education and Research	48	528
		Minnesota State University, Mankato	0	1
		University of St. Thomas	1	1
		Mississippi State University	3	76

Mississippi	252	University of Mississippi	0	71
		University of Southern Mississippi	1	69
		University of Mississippi Medical Center	1	12
		Mississippi State University Research and Technology Corporation	1	11
		Jackson State University	0	4
		Mississippi State University Development Foundation	0	4
		Mississippi State University Forest Products Laboratory	0	4
		Alcorn State University	0	1
		Missouri	1060	Washington University
University of Missouri	35			391
St. Louis University	8			89
Rockhurst University	0			4
Southwest Missouri State University	0			3
St. Louis University Health Sciences Center	0			3
Washington University School of Medicine	0			3
Northwest Missouri State University	0			2
Truman State University	0			1
Montana	110	Montana State University	5	41
		Montana State University Research and Development Institute	0	34
		University of Montana	0	32
		Montana Tech	0	2
		Montana State University Endowment and Alumni Foundation	0	1
		Nebraska	440	University of Nebraska
Creighton University	4			32
Creighton University, Office of Technology Licensing	0			2
Nevada	99	University of Nevada	14	68
		University and Community College System of Nevada	0	20

		Desert Research Institute	0	11
New Hampshire	257	Dartmouth College	24	221
		University of New Hampshire	3	36
New Jersey	1515	Princeton University	24	536
		Rutgers University	28	491
		University of Medicine and Dentistry of New Jersey	14	218
		New Jersey Institute of Technology	34	181
		Stevens Institute of Technology	10	69
		Rutgers Research and Educational Foundation	0	6
		Seton Hall University	1	4
		Foundation of New Jersey Institute of Technology	0	2
		The College of New Jersey	0	2
		College of Medicine and Dentistry of New Jersey	0	1
		Fairleigh Dickinson University	0	1
		Hackensack University Medical Center	0	1
		Montclair State College	0	1
		Rowan University	0	1
		The Richard Stockton College of New Jersey	0	1
New Mexico	443	University of New Mexico	0	184
		Science and Technology Corp. at University of New Mexico	38	179
		New Mexico Tech Research Foundation	2	33
		New Mexico State University Technology Transfer Corporation	0	32
		New Mexico State University	0	8
		New Mexico Highlands University	3	5
		New Mexico Institute of Mining and Technology	0	2
		Cornell Research Foundation	33	1346
		Columbia University	78	1098
		Research Foundation of State University of New York	46	932
		Research Corporation	0	670
		New York University	46	628

		Rockefeller University	15	469
		University of Rochester	27	433
		Rensselaer Polytechnic Institute	16	272
		Albert Einstein College of Medicine, Yeshiva University	13	238
		Cold Spring Harbor Lab	8	107
		Syracuse University	8	106
		Mount Sinai School of Medicine of the CUNY	0	90
		State University of New York	0	90
		Polytechnic Institute of New York	1	69
		Research Foundation, City University of New York	6	68
		Mount Sinai School of Medicine of New York University	0	66
		Mount Sinai School of Medicine	8	60
		New York Institute of Technology	0	55
		Rochester Institute of Technology	6	53
		Fordham University	0	42
		Alfred University	0	41
		Polytechnic Institute of New York University	15	41
		Albany Medical College	2	39
		NY Medical College	4	27
New York	7190	Research Foundation of CCNY	0	23
		NYU Medical Center	0	22
		Alfred University Research Foundation	0	18
		Syracuse University Research Corporation	0	17
		Clarkson University	1	11
		The Cooper Union for the Advancement of Science and Art	0	10
		Yeshiva University	0	7
		Mount Sinai Research Foundation	0	6
		NYU School of Medicine	0	6
		St. John's University	0	5
		Adelphi University	2	3
		Brooklyn College	0	2

		Daemen College	0	2
		Dowling College	0	2
		Long Island University	0	2
		Manhattan College	0	2
		Pace University	0	2
		State Education Department, University of State of New York	0	2
		City College of New York	0	1
		New York Chiropractic College	0	1
		New York University and Juridical Foundation	0	1
		RIT Research Corp.	0	1
		Siena College	0	1
		Mount Sinai Medical Center of CUNY	0	1
		Touro College	0	1
		Union College	0	1
		Duke University	41	738
		North Carolina State University	38	721
		University of North Carolina	39	588
		Research Triangle Institute	6	190
		Wake Forest University	22	171
		East Carolina University	3	51
		Duke University Medical Center	0	12
		North Carolina A&T State University	2	12
		North Carolina Central University	0	4
		Wake Forest University Health Science	0	4
		Appalachian State University	0	2
		Bowman Gray School of Medicine, Wake Forest University	0	1
		Shaw University	0	1
		Davidson College	0	1
		Wake Forest University Baptist Medical Center	0	1
		North Dakota State University	6	82
		University of North Dakota Energy and Environment Research Center Foundation	9	29
North Carolina	2497			

North Dakota	137	University of North Dakota	2	16
		University of North Dakota School of Engineering and Mines Foundation	0	8
		University of North Dakota Medical Research Foundation	0	2
Ohio	2267	Ohio State University	17	473
		Case Western Reserve University	33	343
		University of Akron	20	294
		University of Cincinnati	9	234
		Ohio State University Research Foundation	23	214
		University of Dayton	8	140
		University of Toledo	11	140
		Kent State University	12	115
		Ohio University	7	89
		Wright State University	3	64
		Cleveland State University	1	41
		Medical College of Ohio	0	31
		Bowling Green State University	3	24
		Miami University	1	23
		Northeastern Ohio Universities College of Medicine	0	20
		Ohio University Edison Animal Biotechnology Institute	0	10
Ohio Agricultural Research and Development Center	0	9		
Ohio Northern University	1	2		
Antioch College	0	1		
Oklahoma	447	University of Oklahoma	11	306
		Oklahoma State University	10	102
		University of Tulsa	0	21
		Oklahoma A&M College	0	18
		Oregon Health Sciences University	13	248
		Oregon State University	12	153
		University of Oregon	4	62

Oregon	539	Oregon Graduate Center for Study and Research	0	26
		Portland State University	3	24
		Oregon Graduate Institute of Science and Technology	0	10
		Oregon State Board of Higher Education	1	5
		University of Portland	0	5
		Lewis and Clark College	0	4
		Southern Oregon University	1	2
		Pennsylvania	3686	University of Pennsylvania
		University of Pittsburgh	43	593
		Penn State Research Foundation	32	592
		Carnegie Mellon University	36	415
		Thomas Jefferson University	5	365
		Temple University	11	219
		Drexel University	20	146
		Lehigh University	6	90
		Duquesne University	7	65
		Philadelphia Health and Education Corp.	8	33
		Pennsylvania Research Corp.	0	31
		Penn State University	0	19
		Drexel University College of Medicine	0	14
		Allegheny University of the Health Sciences	0	8
		University of Scranton	0	7
		Villanova University	1	7
		Bryn Mawr College	0	4
		University of the Sciences in Philadelphia	0	4
		Drexel Institute of Technology	0	2
		Philadelphia College of Osteopathic Medicine	0	2
		Philadelphia College of Textiles and Science	0	2
		Philadelphia University	1	2
		University of Pittsburgh Medical Center	0	2
		Widener College	0	2
		Franklin and Marshall College	0	1

		Lehigh University and Northeast Benjamin Franklin Technology Center of PA	0	1
		Lock Haven University of Pennsylvania	1	1
		Philadelphia College of Pharmacy and Science	0	1
		St. Francis University	1	1
		Slippery Rock University	0	1
		University of the Arts	0	1
		Widener University	1	1
Rhode Island	245	Brown University Research Foundation	2	176
		Brown University	2	34
		University of Rhode Island	0	32
		Board of Regents for State Education	0	2
		Brown Technology Partnerships	0	1
South Carolina	436	Clemson University	1	194
		University of South Carolina	25	115
		Medical University of South Carolina	2	57
		Clemson University Research Foundation	13	56
		USC Research Foundation	0	11
		Bob Jones University	0	1
		Clafin University	1	1
		Erskine College	0	1
South Dakota	28	South Dakota School of Mines and Technology	1	24
		South Dakota State University	1	4
Tennessee	771	Vanderbilt University	32	383
		University of Tennessee Research Corp.	0	234
		University of Tennessee Research Foundation	13	121
		University of Memphis	3	12
		East Tennessee State University	1	5
		Oak Ridge Associated Universities	0	4
		Meharry Medical College	1	3
		Tennessee Technological University	1	3
		University of Tennessee Research Center	0	3
		Memphis State University	0	2
		Souther College of Optometry	0	1

		University of Texas	141	2321
		Texas A&M University	34	514
		Baylor College of Medicine	6	319
		Rice University	35	285
		University of Houston	8	102
		Texas Tech University	1	48
		UHouston System	10	39
		Baylor University	3	38
		Southern Methodist University	1	32
		Baylor Research Institute	5	27
		University of North Texas	3	25
		UHouston-University Park	0	19
		Texas Tech University Health Sciences Center	0	13
		University of North Texas Health Science Center	2	13
		University of Texas SW Medical Center, Dallas	0	8
		Texas Christian University	1	5
Texas	3836	UT MD Anderson Cancer Center	0	4
		Sam Houston State University	0	3
		Trinity University	0	3
		Texas Lutheran University	0	2
		UT Health Science Center, Houston	0	2
		UT Medical Branch, Galveston	0	2
		American Technological University	0	1
		Baylor Research Foundation	0	1
		Baylor University Medical Center	0	1
		Lamar State College of Technology	0	1
		Parker College of Chiropractic	0	1
		UHouston-Space Vacuum Epitaxy Center	0	1
		Stephen F. Austin State University	0	1
		Texas College of Osteopathic Medicine	0	1
		Texas State University	0	1
		Texas Wesleyan University	0	1
		UHouston-Clearlake	0	1
		Wayland Baptist University	0	1

		University of Utah Research Foundation	79	589
		University of Utah	6	263
Utah	1153	Brigham Young University	13	171
		Utah State University	11	86
		Utah State University Foundation	0	40
		Weber State University	0	4
Vermont	102	University of Vermont	4	102
		University of Virginia Alumni Patents Foundation	28	351
		Virginia Tech Intellectual Properties	13	334
		Virginia Commonwealth University	7	144
		Southeastern Universities Research Association	0	63
		University of Virginia	1	52
		Eastern Virginia Medical School	3	28
		George Mason University	0	23
		Virginia Tech	0	22
		College of William and Mary	3	18
		Medical College of Hampton Roads	0	14
		Old Dominion University Research Foundation	4	12
Virginia	1106	Old Dominion University	1	11
		Hampton University	3	10
		Roanoke College	0	7
		James Madison University	0	6
		Virginia Polytechnic Institute Educational Foundation	0	3
		Virginia Commonwealth University Medical College	0	2
		Virginia Tech Foundation	0	2
		Christopher Newport University	0	1
		Virginia Foundation for Independent Colleges	0	1
		Virginia State University	0	1
		VMI Foundation	0	1
		University of Washington	70	857
		Washington State University Research Foundation	8	153

Washington	1041	Washington State University	2	18
		Corporation of Gonzaga University	0	3
		Washington University Technology Associates	0	3
		Western Washington University	0	5
		Eastern Washington University	0	2
West Virginia	76	West Virginia University	3	56
		West Virginia University Research Corp.	2	9
		Marshall University Research Corp.	2	7
		Wheeling Jesuit University	0	2
		American Public University Systems	0	1
		Salem International University	0	1
Wisconsin	2292	University of Wisconsin Alumni Research Foundation	155	2139
		Medical College of Wisconsin Research Foundation	1	36
		Wisys Technology Foundation	5	33
		Medical College of Wisconsin	1	28
		Marquette University	1	17
		UWM Research Foundation	7	13
		Milwaukee School of Engineering	1	8
		University of Wisconsin - Milwaukee	0	8
		Beloit College	0	7
		Alverno College	0	1
		Marquette School of Medicine	0	1
UW-Stout Manufacturing Lab	0	1		
Wyoming	92	University of Wyoming	3	60
		University of Wyoming Research Corp.	5	31
		Wyoming Research Products Center	0	1

Patentees who Assign Patents to State Universities

UNIVERSITY OF TEXAS

Original Organization	Patents
Microtransponder, Inc.	31
Millennium Pharmaceuticals, Inc. And Cor Therapeutics, Inc.	24
Samsung Electronics Co., Ltd.	19
Pharmacyclics, Inc.	17
Shell Oil Company	16
Ticona GmbH	14
Board Of Regents Of The University Of Texas	14
Orthologic Corp	14
The Regents Of The University Of California	13
Texas Tech University Health SciencesCenter	12
SOUTHWESTERN MEDICAL CENTER THE UNIVERSITY OF TEXAS	12
Schering Aktiengesellschaft	10
Molecular Imprints Inc	10
William Marsh Rice University	10
Hoechst Aktiengesellschaft	8
MedImmune, LLC And Board Of Regents, The University Of Texas System	8
Southwestern Plc	7
Southwest Research Institute	7
Texas Heart Institute	6
International Flavors & Fragrances Inc.	5
Hitachi, Ltd.	5
Hana Biosciences, Inc.	5
GTC Biotherapeutics, Inc.	5
Micro Therapeutics Inc	5
Vermillion, Inc.	5
Vapogenix, Inc.	5
The United States Of America As Represented By The Secretary Of The Army	5
Case Western Reserve University 10900 Euclid Ave Cleveland Ohio 44106 A Corp Of Ohio	5
Organic Fuels Algae Technologies, LLC	5
The Board Of Trustees Of The University Of Illinois	5
Micro Therapeutics, Inc.	4
MedImmune Inc	4
Amgen Fremont Inc. (N.D.Ges.D. Staates Delawar, US	4
Research Development Foundation, Nevada	4
Cardiospectra, Inc., Texas	4
Northwestern University	4
Mission Pharmacal Company	4
Microtransponder Inc Texas	4
Duke University	4
Board Of Regents,US	4
New Chapter Inc Vermont	4
Nanospectra Biosciences Inc	4
Celera Corporation	4
Volcano Corporation	4
The University Of Houston System	4