

I HAVE... WHO HAS?



CLASS ACTIVITY

Directions

Pass out the cards to students. Have them sit in a circle. Pick a child to go first. They stand and read their card. The child with the correct answer stands up and reads their card. Play continues until all cards are read.

Another option is to have the students say the sound instead of naming the letter.


start

I have



Who has **U**?

I have




Who has **B**?

I have



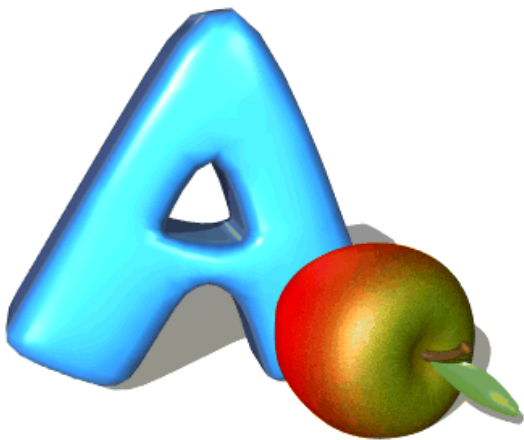
Who has **R**?

I have



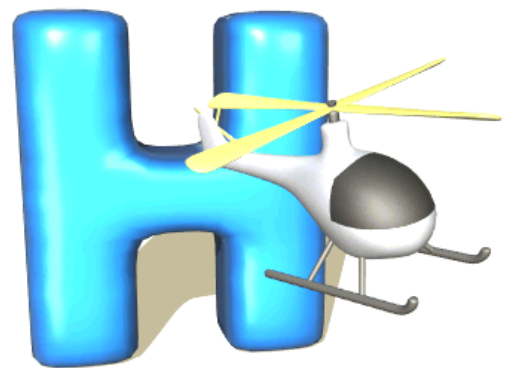
Who has **A**?

I have



Who has **H**?

I have



Who has **M**?

I have



Who has **Q**?

I have



Who has **W**?

I have



Who has **K**?

I have



Who has **D**?

I have



Who has **P**?

I have



Who has **Z**?

I have




Who has **F**?

I have



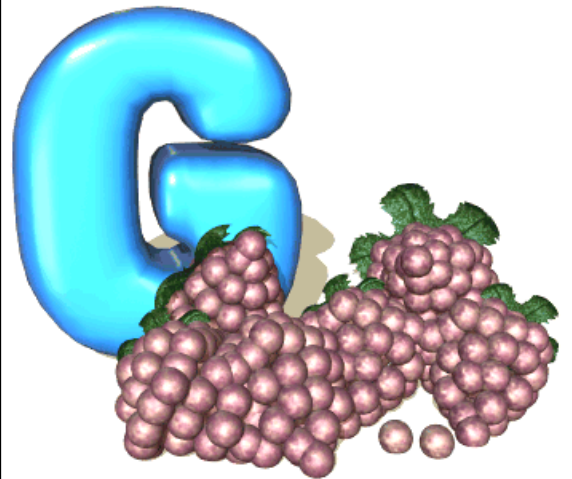
Who has **T**?

I have



Who has **G**?

I have




Who has **Y**?

I have




Who has **L**?

I have



Who has **O**?

I have



Who has **S**?

I have




Who has **V**?

I have



Who has **I**?

I have



Who has **E**?

I have



Who has **J**?

I have



Who has **N**?


I have



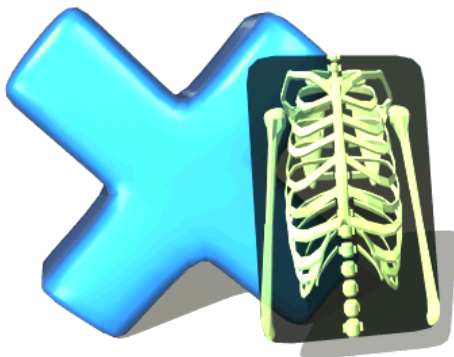
Who has **X**?



I have



stop



I have

Who has ?

I have

Who has ?

I have

Who has ?