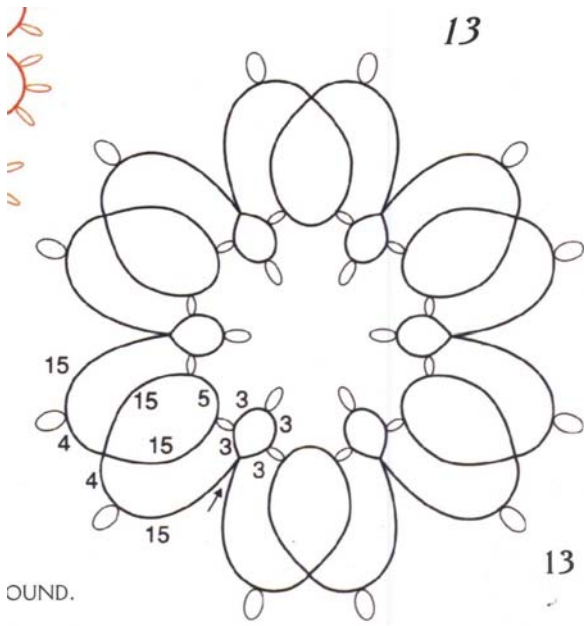




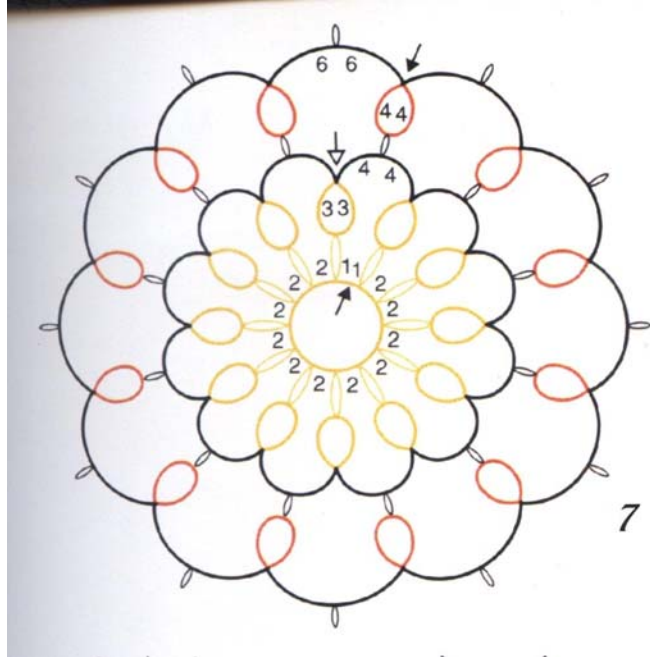
8





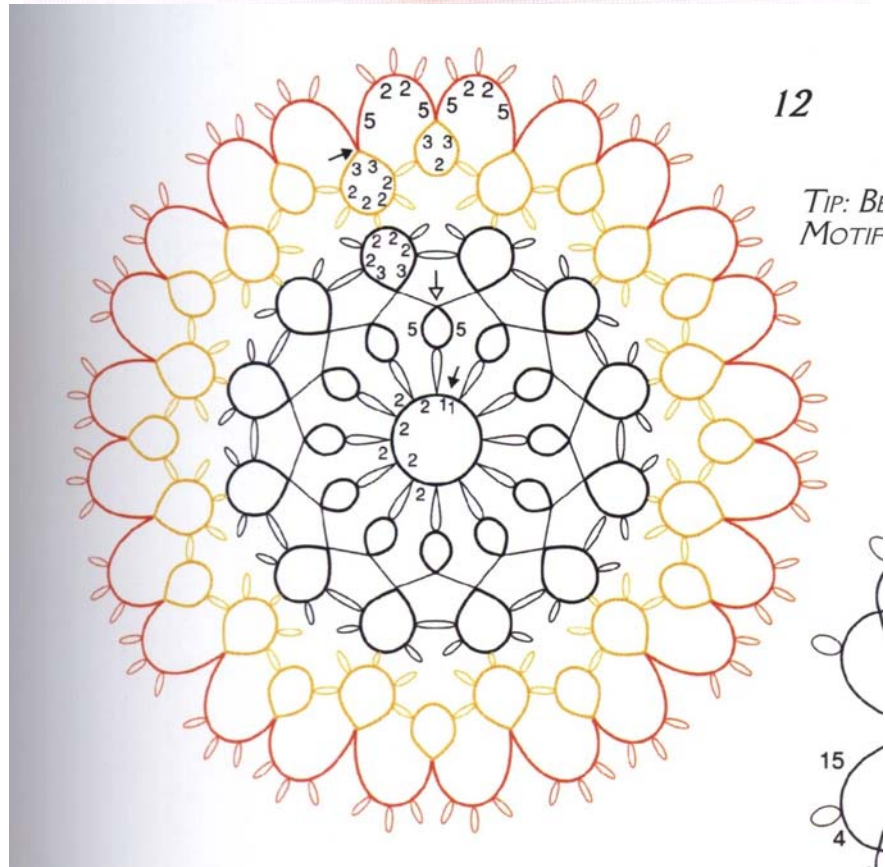

OUND.


13



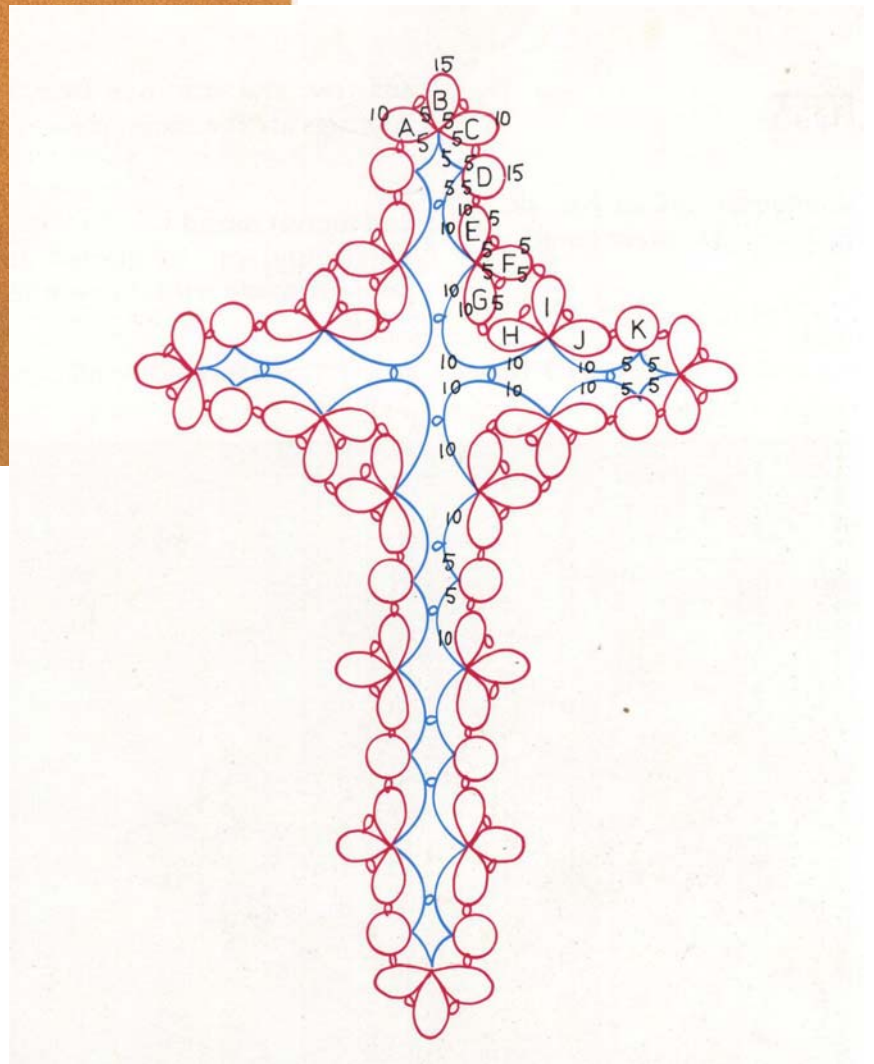








Large Cross
(C) Mary Konior



Large Centerpiece

(Two Shuttles)

The large centerpiece shown on the table on pages 12 and 13 may be made of either SILKINE CROCHET COTTON or STAR CROCHET COTTON, in Size 40, and requires about 5 balls of this size.

R 18 lp, cl. Tie and cut.

1st row: Lr 3 ds, 7 p, 3 ds, cl, *turn, sp ($\frac{1}{4}$ -inch), sr 3 ds, j to p of center r, 3 ds, cl, turn, sp, lr 3 ds, j to seventh p of last lr, 6 p, 3 ds, cl. Repeat from * around. Join to first lr. Tie and cut. **2d row:** R 3 ds, p, 2 ds, j to center p of lr (last row), 2 ds, p, 3 ds, cl, turn, sp, r 3 ds, 3 p sep by 3 ds, 3 ds, cl, *(turn, sp, r 3 ds, j to third p of opposite r, 2 ds, j to third p of lr (last row), 2 ds, p, 3 ds, cl, turn, sp, lr 3 ds, j to third p of opposite r, 10 p, 3 ds, cl, turn, sp, r 3 ds, j to third p of opposite r, 2 ds, sk 1 p of same lr (last row), j to next p, 2 ds,

p, 3 ds, cl, turn, sp, r 3 ds, j to eleventh p of last lr, 3 ds, 2 p sep by 3 ds, 3 ds, cl) 3 times, turn, sp, r 3 ds, j to p of opposite r, 2 ds, j to center p of next lr (last row), 2 ds, p, 3 ds, cl, turn, sp, r 3 ds, j to eleventh p of last lr, 3 ds, 2 p sep by 3 ds, 2 ds, cl. Repeat from * around, j round. Tie and cut.

3d row: R 3 ds, 3 p sep by 3 ds, 3 ds, cl, turn, sp, r 3 ds, p, *3 ds, j to center p of lr (last row), 3 ds, p, 3 ds, cl, (turn, sp, r 3 ds, j to third p of opposite r, 3 ds, 2 p sep by 3 ds, 3 ds, cl, turn, sp, r 3 ds, j to third p of opposite r, 3 ds, 2 p sep by 3 ds, 3 ds, cl) 2 times, turn, sp, r 3 ds, j to third p of opposite r, 3 ds, 2 p sep by 3 ds, 3 ds, cl, turn, sp, r 3 ds, j to third p of opposite r, repeat from * around. Join round. Tie and cut.

4th row: Join thread to a p of last row. *Ch 4 ds, p, 4 ds, j in next p (last row), repeat from *. Join, tie and cut.

(Continued on page 10)

