

Mignonette con nudos Josefina

Round Motif  
"Olympia"

Ben Fikkert "Floriade" ©1997  
pg 11 Used with Ben's  
permission

**Material**

One shuttle, Nr. 80 thread

**Description**

Round I

8 rings, 4 - 10 x 2 d.s. - 4

Round II and III

Rings 2 - 2

Round II joins to picots of Round I,  
Round III joins to the loose threads  
of Round II.

Round IV

1. Ring 2 - 2

2. Ring 4 - 10 x 2 d.s. - 4

Round V

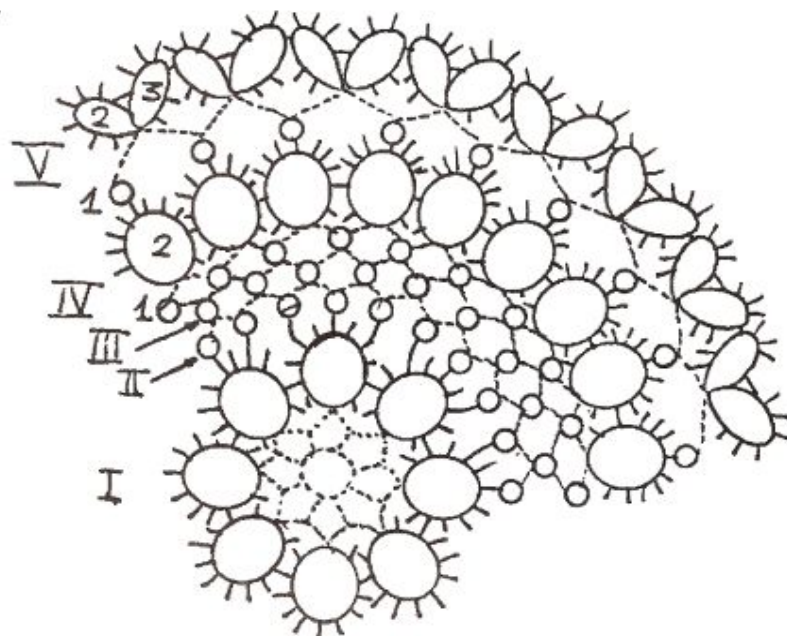

1. Ring 2 - 2

2. Ring 8 x 2 d.s.



3. Ring 8 x 2 d.s.

Center of motif is filled


with needle lace stitches,  
see Techniques.








Judith Connors



## Spiderweb Dresser Set

This looks more complicated than it really is. After working the first three rows of rings and chains it is only a matter of making rings with spaces between, which get longer as the doily grows.

COATS CHAIN  MERCER CROCHET NO. 40 (20 Gr).  
1 BALL SELECTED COLOUR, TATTING SHUTTLE.

### MEASUREMENTS

Round Doily—11 ins. in diameter.  
Oval Doily—10 ins. × 16 ins.

ROUND DOILY (Make 2).

### STAR

Tie ball and shuttle threads together, r of 8 ds, 1 p, 8 ds, cl. \* Rw, ch of 4 ds, p, 6 ds, p, 4 ds. Rw, r of 8 ds, join to 1 p of first r, 8 ds, cl; repeat from \* 3 times more. Rw, ch of 4 ds, p, 6 ds, p, 4 ds. Join to base of first r. Tie and cut.

**1st Row:** R of 8 ds, join to any p of star, 8 ds, cl. \* Rw, ch of 4 ds, 1 p, 6 ds, 1 p, 4 ds. Rw, r of 8 ds, join to next p on star, 8 ds, cl; repeat from \* joining last ch to base of first r. Tie and cut.

**2nd Row:** As first row, joining to 1 p of first row.

**3rd Row:** R of 4 ds, join to any p on previous row, 4 ds, cl. \* Sp of  $\frac{3}{4}$  in., r of 4 ds, join to next p on previous row, 4 ds, cl; repeat from \* to end of row. Hereafter mark the end of each row.

**4th Row:** \* Sp of  $\frac{3}{4}$  in., r of 4 ds, join to thread between next 2 r's on previous row, 4 ds, cl; repeat from \* to end of row.


**5th to 9th Row:** Work same as 4th row, only making the sp between r's  $\frac{1}{4}$  in. longer.

**10th Row:** \* Sp of  $\frac{3}{4}$  in., r of 4 ds, p, 4 ds, cl, sp of  $\frac{3}{4}$  in., r of 4 ds, join to sp between next 2 r's on previous row, 4 ds, cl; repeat from \* ending with sp of  $\frac{3}{4}$  in., r of 4 ds, p, 4 ds, cl, sp of  $\frac{3}{4}$  in., join to r of previous row. Tie and cut.

### OVAL DOILY

**1st Row:** R of 8 ds, 1 p, 8 ds, cl. \* Rw, ch of (4 ds, p) twice, 4 ds. Rw, r of 8 ds, join to 1 p of

*Continued on page 15*





space. R, 10 ds, p, 10 ds, cl r, turn,  $\frac{1}{4}$  inch space. R, 10 ds, join to next p of 4th round, 10 ds, cl r. Repeat from \*\* all around, tie and cut. 6th ROUND: R, 10 ds, join to p of large r, 10 ds, cl r, \*\* turn,  $\frac{1}{4}$  inch space. R, 10 ds, p, 10 ds, cl r, turn,  $\frac{1}{4}$  inch space. R, 3 ds, join to p of small r, 3 ds, cl r, \* turn,  $\frac{1}{4}$  inch space. R, 3 ds, p, 3 ds, cl r, turn,  $\frac{1}{4}$  inch space. R, 3 ds, join to p of next small r, 3 ds, cl r. Repeat from \* twice, turn,  $\frac{1}{4}$  inch space. R, 10 ds, p, 10 ds, cl r, turn,  $\frac{1}{4}$  inch space. R, 10 ds, join to p of large r, 10 ds, cl r, turn, \*  $\frac{1}{4}$  inch space. R, 3 ds, p, 3 ds, cl r. Repeat from \* 3 times, turn,  $\frac{1}{4}$  inch space. R, 10 ds, join to p of next large r, 10 ds, cl r. Repeat from \*\* all around ending to correspond, tie and cut. 7th ROUND: R, 10 ds, join to p of large r of 6th round, 10 ds, cl r, turn,  $\frac{1}{4}$  inch space. R, 10 ds, p, 10 ds, cl r, turn, \*  $\frac{1}{4}$  inch space. R, 3 ds, join to p of next small r, 3 ds, cl r, turn,  $\frac{1}{4}$  inch space. R, 3 ds, p, 3 ds, cl r. Repeat from \* once, turn,  $\frac{1}{4}$  inch space. R, 3 ds, join to p of next small r, 3 ds, cl r, turn,  $\frac{1}{4}$  inch space. R, 10 ds, p, 10 ds, cl r, turn,  $\frac{1}{4}$  inch space. R, 10 ds, join to p of next large r, 10 ds, cl r, \* turn,  $\frac{1}{4}$  inch space. R, 3 ds, p, 3 ds, cl r, turn,  $\frac{1}{4}$  inch space. R, 3 ds, join to p of next small r, 3 ds, cl r. Repeat from \* 3 times, turn,  $\frac{1}{4}$  inch space. R, 3 ds, p, 3 ds, cl r, turn,  $\frac{1}{4}$  inch space. R, 10 ds, join to p of next large r, 10 ds, cl r and complete round to correspond, tie and cut. 8th ROUND: R, 10 ds, join to p of large r, 10 ds, cl r, turn,  $\frac{1}{4}$  inch space. R, 10 ds, p, 10 ds, cl r, turn,  $\frac{1}{4}$  inch space. R, 3 ds, join to p of next small r, 3 ds, cl r, turn,  $\frac{1}{4}$  inch space. R, 3 ds, p, 3 ds, cl r, turn,  $\frac{1}{4}$  inch space. R, 3 ds, join to p of next small r, 3 ds, cl r, turn,  $\frac{1}{4}$  inch space. R, 10 ds, p, 10 ds,

cl r, turn,  $\frac{1}{4}$  inch space. R, 10 ds, join to p of next large r, 10 ds, cl r, \* turn,  $\frac{1}{4}$  inch space. R, 3 ds, p, 3 ds, cl r, turn,  $\frac{1}{4}$  inch space. R, 3 ds, join to p of next small r, 3 ds, cl r. Repeat from \* 4 times, turn,  $\frac{1}{4}$  inch space. R, 3 ds, p, 3 ds, cl r, turn,  $\frac{1}{4}$  inch space. R, 10 ds, join to p of next large r, 10 ds, cl r, and complete round to correspond, tie and cut. 9th ROUND: R, 10 ds, join to p of large r, 10 ds, cl r, \*\* turn,  $\frac{1}{4}$  inch space. R, 10 ds, p, 10 ds, cl r, turn,  $\frac{1}{4}$  inch space. R, 3 ds, join to p of small r, 3 ds, cl r, turn,  $\frac{1}{4}$  inch space. R, 10 ds, p, 10 ds, cl r, turn,  $\frac{1}{4}$  inch space. R, 10 ds, join to p of next large r, 10 ds, cl r, \* turn,  $\frac{1}{4}$  inch space. R, 3 ds, p, 3 ds, cl r, turn,  $\frac{1}{4}$  inch space. R, 3 ds, join to p of next small r, 3 ds, cl r. Repeat from \* 5 times, turn,  $\frac{1}{4}$  inch space. R, 3 ds, p, 3 ds, cl r, turn,  $\frac{1}{4}$  inch space. R, 10 ds, join to p of next large r, 10 ds, cl r. Repeat from \*\* all around ending to correspond, tie and cut. 10th ROUND: R, 10 ds, join to p of large r, 4 ds, join to p of next large r, 10 ds, cl r, turn, \*  $\frac{1}{4}$  inch space. R, 3 ds, p, 3 ds, cl r, turn,  $\frac{1}{4}$  inch space. R, 3 ds, join to p of next small r, 3 ds, cl r. Repeat from \* 6 times, turn,  $\frac{1}{4}$  inch space. R, 3 ds, p, 3 ds, cl r, turn,  $\frac{1}{4}$  inch space. Repeat from beginning all around, tie and cut. 11th ROUND: R, 5 ds, p, 6 ds, join to p of any small r, 6 ds, p, 5 ds, cl r, turn,  $\frac{1}{4}$  inch space. R, 5 ds, 3 p sep by 6 ds, 5 ds, cl r, turn,  $\frac{1}{4}$  inch space. R, 5 ds, join to corresponding p of 1st r, 6 ds, 2 p sep by 6 ds, 5 ds, cl r, turn,  $\frac{1}{4}$  inch space. R, 5 ds, join to corresponding p of 2nd r, 6 ds, 2 p sep by 6 ds, 5 ds, cl r, turn,  $\frac{1}{4}$  inch space. R, 5 ds, join to p of 3rd r, 6 ds, join to p of next small r, 6 ds, p, 5 ds, cl r, turn,  $\frac{1}{4}$  inch space and complete round to correspond, join, tie and cut.

## Spiderweb Dresser Set

*Continued from page 13*

first r, 8 ds, cl ; repeat from \* once more—end made. Work long side as follows:—

\*\* Rw, ch of 6 ds, p, 6 ds. Rw, r of 8 ds, p, 8 ds, cl ; repeat from \*\* 9 times more. Rw, ch of 6 ds, p, 6 ds. Make other end as follows:—Rw, r of 8 ds, 1 p, 8 ds, cl. (Rw, ch of 4 ds, p, 4 ds, p, 4 ds, rw, r of 8 ds, join to 1 p of this end r, 8 ds, cl) twice. Work along opposite side as follows:—Rw, ch of 6 ds, p, 6 ds. Rw, r of 8 ds, join to corresponding p on long side of oval, 8 ds, cl. Continue thus across, joining last ch to base of first r. Tie and cut.

**2nd Row :** R of 8 ds, join to first p on first ch of previous row, 8 ds, cl. Rw, ch of (4 ds, p) twice, 4 ds. Rw, r of 8 ds, join to next p on same ch, 8 ds, cl. Rw, ch of (4 ds, p) twice, 4 ds. Rw, r of 8 ds, join to first p on next ch, 8 ds, cl. Rw, ch of (4 ds, p) twice, 4 ds. Rw, r of 8 ds, join to next p on same ch, 8 ds, cl—end completed. \* Rw, ch

of 6 ds, p, 6 ds. Rw, r of 8 ds, join to p on next ch, 8 ds, cl ; repeat from \* across to opposite end.

Work other end and opposite side to correspond, joining last ch to base of first r. Tie and cut.

**3rd Row :** R of 8 ds, join to p on last ch of previous row, 8 ds, cl. \* Rw, ch of (6 ds, p) twice, 6 ds. Rw, r of 8 ds, join to free p, 8 ds, cl ; repeat from \* 6 times more—end completed. \*\* Rw, ch of 8 ds, p, 8 ds. Rw, r of 8 ds, join to next p on previous row, 8 ds, cl ; repeat from \*\* across. Then work other end and opposite side to correspond, joining last ch to base of first r. Tie and cut.

**4th Row :** As 3rd row of round doily.

**5th to 12th Row :** As 4th row of round doily.

**13th Row :** As 10th row of round doily. Starch and press