


Hand Sewing

Running Stitch

Stitch through two layers of fabric to join.



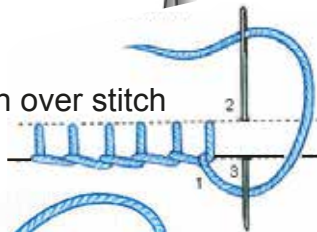
Over Stitch

Stitch over the edge of fabric to join or neaten.



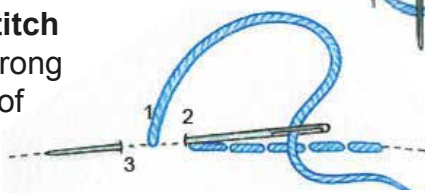
Blanket Stitch

more decorative than over stitch for edging.



Back Stitch

super strong version of running stitch!



Chain Stitch


decorative stitching.



Hand Sewing

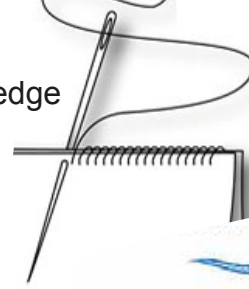
Running Stitch

Stitch through two layers of fabric to join.



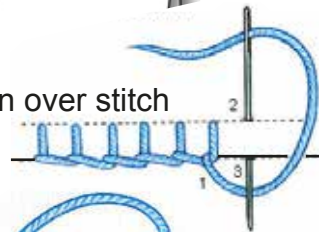
Over Stitch

Stitch over the edge of fabric to join or neaten.



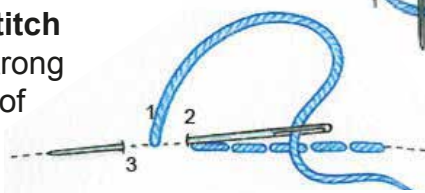
Blanket Stitch

more decorative than over stitch for edging.



Back Stitch

super strong version of running stitch!



Chain Stitch

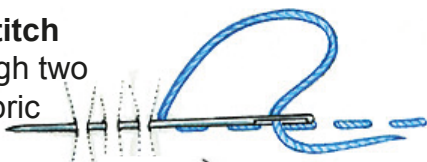
decorative stitching.



Hand Sewing

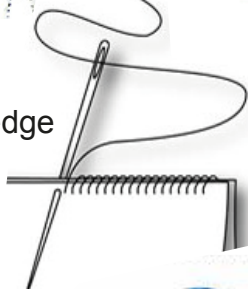
Running Stitch

Stitch through two layers of fabric to join.



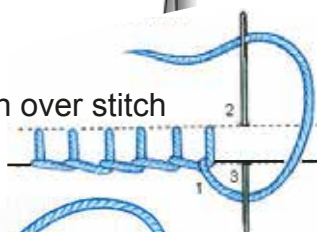
Over Stitch

Stitch over the edge of fabric to join or neaten.



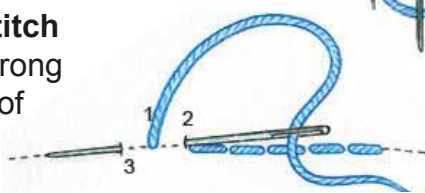
Blanket Stitch

more decorative than over stitch for edging.



Back Stitch

super strong version of running stitch!



Chain Stitch

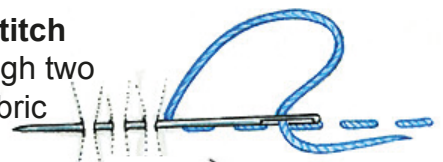
decorative stitching.



Hand Sewing

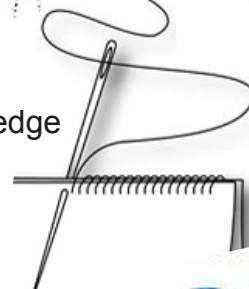
Running Stitch

Stitch through two layers of fabric to join.



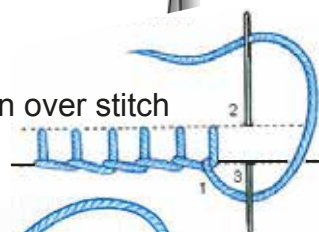
Over Stitch

Stitch over the edge of fabric to join or neaten.



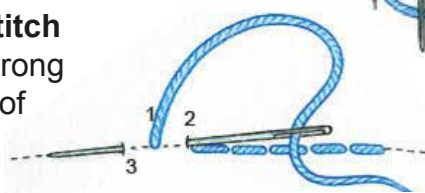
Blanket Stitch

more decorative than over stitch for edging.



Back Stitch

super strong version of running stitch!



Chain Stitch

decorative stitching.

