

Using a pocket knife



To open a knife hold it in the left hand & use right hand thumbnail in slot.



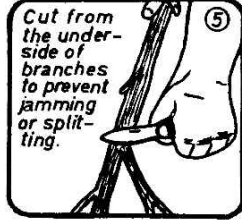
Passing a knife
If you must pass an open knife, hold the blade between forefinger and thumb with case to receiver.



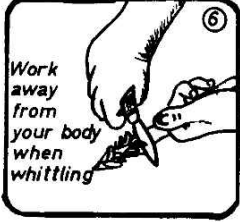
To close a knife hold in left hand pressing blade with palm of the right hand




HOLD WITH THUMB AROUND HANDLE - NOT BLADE



Cut from the underside of branches to prevent jamming or splitting.



Work away from your body when whittling



Sharpen a knife on a fairly smooth honing stone which should rest on a firm support.
Clean the blade after use and rub the whole knife with an oil rag on occasions and put a drop of oil on the hinge



DO NOT PLAY THE FOOL WITH A KNIFE - IT IS A USEFUL TOOL BUT NOT A TOY!

Using a pocket knife



To open a knife hold it in the left hand & use right hand thumbnail in slot.



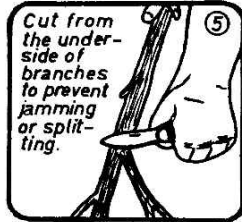
Passing a knife
If you must pass an open knife, hold the blade between forefinger and thumb with case to receiver.



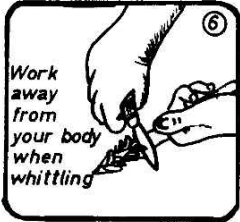
To close a knife hold in left hand pressing blade with palm of the right hand




HOLD WITH THUMB AROUND HANDLE - NOT BLADE



Cut from the underside of branches to prevent jamming or splitting.



Work away from your body when whittling



Sharpen a knife on a fairly smooth honing stone which should rest on a firm support.
Clean the blade after use and rub the whole knife with an oil rag on occasions and put a drop of oil on the hinge



DO NOT PLAY THE FOOL WITH A KNIFE - IT IS A USEFUL TOOL BUT NOT A TOY!

Using a pocket knife



To open a knife hold it in the left hand & use right hand thumbnail in slot.



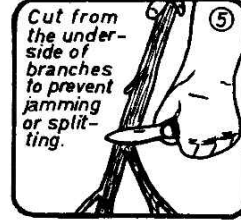
Passing a knife
If you must pass an open knife, hold the blade between forefinger and thumb with case to receiver.



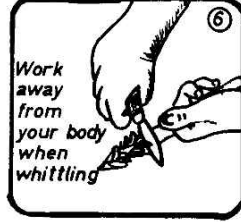
To close a knife hold in left hand pressing blade with palm of the right hand




HOLD WITH THUMB AROUND HANDLE - NOT BLADE



Cut from the underside of branches to prevent jamming or splitting.



Work away from your body when whittling



Sharpen a knife on a fairly smooth honing stone which should rest on a firm support.
Clean the blade after use and rub the whole knife with an oil rag on occasions and put a drop of oil on the hinge



DO NOT PLAY THE FOOL WITH A KNIFE - IT IS A USEFUL TOOL BUT NOT A TOY!

Using a pocket knife



To open a knife hold it in the left hand & use right hand thumbnail in slot.



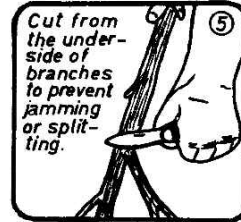
Passing a knife
If you must pass an open knife, hold the blade between forefinger and thumb with case to receiver.



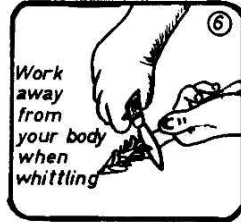
To close a knife hold in left hand pressing blade with palm of the right hand




HOLD WITH THUMB AROUND HANDLE - NOT BLADE



Cut from the underside of branches to prevent jamming or splitting.



Work away from your body when whittling



Sharpen a knife on a fairly smooth honing stone which should rest on a firm support.
Clean the blade after use and rub the whole knife with an oil rag on occasions and put a drop of oil on the hinge



DO NOT PLAY THE FOOL WITH A KNIFE - IT IS A USEFUL TOOL BUT NOT A TOY!