

**Inside:**  
ROCKER COVER  
RACING:  
WHAT IS IT  
AND HOW TO  
GET  
INVOLVED



**Page 3:**

DRESSED FOR  
DRIVING  
ROXANN LEGG



# NEWSLETTER

MORRIS MINOR

NATIONAL RALLY 2023 NEWSLETTER 1

## MORRIS MINOR CAR CLUB OF SOUTH AUSTRALIA INC.

**This is the first of a short series of monthly newsletters to keep you fully informed about the Morris Minor National Rally from Friday 31 March to Monday 3 April 2023 in Adelaide.**

**As you know applications to attend have now closed. We are glad to report the rally is fully subscribed. There are 168 registered vehicles and 300 attendees, including 185 from interstate and 4 from New Zealand.**

**We look forward to hosting you in South Australia and extend a warm welcome to you all. If you have any queries please contact me (details on the next page).**

**On behalf of our club I wish you all a very Merry Christmas and Happy New Year.  
*Richard Barnes, Editor.***

**National Rally  
souvenir Polo  
shirts now  
available, see  
page 6 for  
details.**

## NATIONAL RALLY COMMITTEE

Mike Lawrenson Chairman

Patrick Gauci Vice Chairman & Entry Co-ordinator

Bob Warby Secretary/Treasurer

Mark Gauci Sponsorship/Fundraising

Roxann Legg Events Co-ordinator/Marketing

Christian Legg Assist. Events Co-ordinator

Graeme Winsall Assist. Events Co-ordinator

Peter McMahon Drone photography, filming

Richard Barnes Newsletter editor

Chris Stone, Vanessa Stone, David Basset, Larry Coaker, John Curnow, Graham Reed

Committee Members and General Assistants

Colin Rogers Graphics

**CONTACT RICHARD BARNES 0437 335 743 IF YOU HAVE ANY QUERIES.**


## Summary of events:

**Day One** - Welcome to Adelaide, held at the Findon Festival Centre - followed by convoy travel from Findon via Semaphore to Port Adelaide to the South Australian Aviation Museum - BBQ dinner and walk through the museum proper.

**Day Two** - Convoy to National Motor Museum Birdwood. Commencing from Greenhill Road, Wayville - convoy to Birdwood. Public display of 170 Morris vehicles at the Motor Museum.

**Day Three** - Meet at Victoria Park for BBQ breakfast and photo opportunity with all cars in front of the Grandstand. We then drive in convoy to McLaren Vale to The d'Arenberg Cube for a picnic lunch. We return to Adelaide for the National Rally dinner also being held at the Findon Festival Centre that evening.

**Day Four** - Meet at the Mount Lofty lookout for morning tea, followed by convoy of vehicles to The Bend (at Tailem Bend) for all vehicles in attendance to participate in an on-track experience and lunch.



See page 5 for an article about the Rocker Cover Race which is scheduled to take place on day three at The Cube..

Getting your rig ready may be an ideal January project...

## Dressed for Driving – “What’s Under the Bonnet?”

A guide for dressing for the part by Roxann Legg (MMCSA)

National Morris Minor Rally 2023

Many readers here who may be attending the National Morris Minor Rally in 2023, might be considering dressing in costume, or at least be contemplating it. For many it can be an idea that’s



daunting, especially when trying to find items of clothing that fit. Even then, you may wonder if it’s the right era and style to match your vehicle. There are so many factors to a period costume. So, these series of articles will attempt to address some of the fundamental points when considering a costume, especially an historically accurate one, and as such, the first concept we need to consider is *silhouette*. So what’s under the bonnet has a very much dual meaning here, both applicable to cars and fashion.

If there is one thing any owner of any vintage or classic car will be ever so familiar with, it is the routine of arriving at a car event, with the cars parked around the periphery of the oval boundary facing inwards with the bonnets up. The paint work may be admirable and the interior immaculate but for most, that’s often not quite enough. Whether comparing to their own, or just plain curiosity, they want to know if the substance matches the bling. Hours of conversations about spark plug configurations, suspension types, how many horses died heroically for the cause. Restoration stories swapped, and plans for new projects. Woe betide any owner who forgets and is happily engaged in doing very little, but is interrupted by the eventual ask “can I look under the bonnet?”

So how might this help you create your vintage clothing ensemble I hear you ask?

Today, it is easy to look back at vintage fashion magazines or patterns and feel that sad dread relating to fit and style. Too many of us have body image anxieties, and long for an ideal figure we feel is unattainable. We see the stunning designs and fashions, noticing just how smoothly the gown or skirt slides over the hips, and how exact the fit is. We consider our natural assets and ponder if only we had either more or less of, what we do or don’t have. Lastly, it’s very easy to look at it and feel defeated by an impossible ideal, and just give up all together. However, unlike cars ladies, what you are really seeing on the outside is based on pure and simple *lies*. The form we long for on the outside has much more to do with the underside, more what we wear underneath ‘the bonnet’. This applied to Misses fashions as well as Matron sizings, or what we call today ‘plus size’. An unfair label in any decade!

In reality, vintage mid century fashions were still worn with highly structured very restrictive foundation garments. Whether it’s the sharp lines and boxy look of the 1940’s with prominent hats (top), to similar lines but with more finesse, by 1950 (right) or the mid to late 1950’s with the ideal being a tiny waist, sloped shoulders and diminutive headwear, and a well defined bust to waist profile (photograph below), each fashionable profile defined their own era.

Few may be old enough to remember when corsets were the standard in foundation garments. Many may assume Victorian era corsets phased out after the Edwardian period, replaced in the 1920’s with what we now consider more modern underwear, but





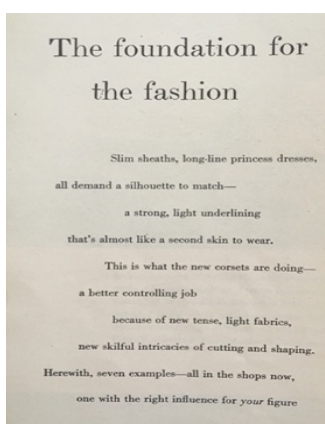


with just a little more Spanx. In truth the reality was more gradual, and differed between generation levels. Combination pieces that laced up, combined with elasticised panels were still worn from the 1930's, to 1950's. Purely elasticised pieces or "Spanx" became the norm by the 1950's and 60's, but laced items at the back combined with elasticised panels with hooked closures at the front with attached garters still existed. Girdles were just as much of a lady's wardrobe as control briefs and brassiers.

The vintage shapewear in this shown advertisement were very form fitting and rather unforgiving in size. This 1940's girdle shown here is almost identical to many others advertised, however the advertising fails to show the rear of the item, which is laced with eyelets just like a corset. This accommodated fluctuations in weight and size. With a girdle, paired with an uplift sharp long line brassier

you have the foundation for the ideal shape of the mid 20<sup>th</sup> Century fashion. Applying this in a practical way, if one were to take a basic ladies fashion suit jacket and skirt, regardless of the decade, those same two pieces will sit and wear very differently with vintage versus modern under garments. Any vintage clothing look or ensemble is often only as good when worn with the appropriate foundation garments, as the fashions were actually **designed** to be worn accordingly.

The decline of shapewear began in the 1970's to 1980's, and was substituted as an ideal by the fitness industry. The idea was that if one was fit and slim enough, restrictive garments were not needed. Bad news is, that it's almost impossible to naturally achieve that right silhouette without underwear assistance. Which is also fortunate as although the silhouette changed frequently in 20<sup>th</sup> Century far more often than we would like to imagine. On average it changed every several years. Foundational garments therefore ensured the right silhouette. The one same suit, but worn with different undergarments and updated accessories can give completely different look, and as such foundation wear have never really lost favour. That said, it is not necessary nor practical to try to source such original garments, unless one is lucky enough to find them in wearable condition. There are plenty of modern equivalents for those wishing to create the desired silhouette.



Men don't get away with this all together either. Although their suits don't really rely on many such garments, they did need to ensure things didn't fall down! Braces helped keep pants up and allowed freedom of movement. However, their primary purpose was to ensure the pants sat at a static place especially moving from standing up to sitting down. Garters weren't just for women either, men used them for their socks to avoid the frequent distraction of socks riding down.

So when considering the years in which you might like to dress, start with the right foundation wear. This ensures the correct silhouette which defines the nature of the predominating look of any particular era and when brought together especially with our cars only enhances the sense of history and essence of the era we are recreating.

### **“The Foundation for the fashion” Vogue Magazine 1954 article reads;**

**Slim sheaths, long line princess dresses, all demand a silhouette to match. A strong light underlining that's almost like a second skin to wear. This is what the new corsets are doing - a better controlling job, because of new tense light fabrics, new skilful intricacies of cutting and shaping. Herewith seven examples - all in the shops now, one with the right influence for your figure”.**

# MORRIS MINOR NATIONAL RALLY

## ADELAIDE 31 March-3 April 2023

[morriscarclubsanationalrally@gmail.com](mailto:morriscarclubsanationalrally@gmail.com)

To register go to <https://www.morriscarclubofsa.org.au/national-rally-booking>



## ROCKER COVER RACING

You take a Rocker Cover, stick 4 wheels on it and roll it down a ramp. It's not rocket science and it's a heap of fun. Bring your Racing Rocker to 'The Cube' when we cruise the Southern Vales wine district on Sunday 2nd April. You can enter as many racers as you like.

There will be awards for the furthest, the fastest and the most creative.



The rules have been provided courtesy of the Adelaide Antique Auto Club:

- \*Max weight 3kg/10 lbs.
- \*Max length 750mm/30" (No extensions to front or back)
- \*Max overall width 380mm/15"
- \*Max ground clearance 50 mm/ 2"
- \*Max overall height 250mm/ 10"

- \*Must have 4 wheels. Max diameter 150mm/6" with non-metallic contact with the track surface.
- \*80% of the racer must be genuine automobile rocker cover. The remaining 20% is wheels/decoration etc.
- \*No form of propulsion, no adjustable weights.
- \*Racers must run in a straight line and not cross lanes.
- \*Racers will be run off in elimination heats. The ultimate winners will be declared by judges who will be whisked away to a safe and secure location by armed security guards.





## Souvenir Rally Polo shirts now ready to order

### Morris Minor 2023 Rally (Souvenir) Polo Shirts

to commemorate attending our March 2023 rally and are available to **purchase now**.

As displayed at 19.10.22 General Meeting and AGM  
and being worn by some of the committee to give members an idea what they look like.

Delivery of polo shirt will be in mid-March 2023 or on attendance at rally.

Closing date for orders Friday 13 January 2023.

Priced at \$35 each.

These shirts can be personalised with your name for an additional cost of \$7.

#### Sizes

#### Mens

(variations +/- 1cm)

S	M	L	XL	2XL	3XL	5XL
53	55.5	58	60.5	63	68	73

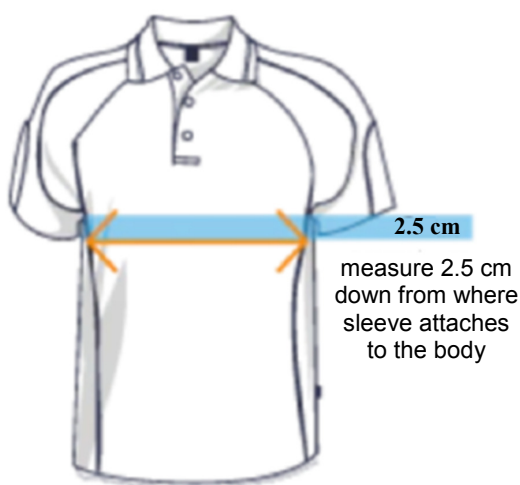
#### Ladies

(variations +/- 1cm)

	6	8	10	12	14	16	18	20	22	24	26
1/2 Chest	42.5	45	47.5	50	52.5	55	57.5	60	64.5	69.5	74.5

#### How to measure

Please use this measurement **guide to compare your own** measurements and help you determine which size to order.



HALF CHEST MEASUREMENT

Embroidered logo



#### TO ORDER

Remit payment to  
Beyond Bank National Rally  
BSB 325-185  
a/c no. 03886727  
Confirm your order  
(quantity / size / name)  
to  
warbs9303@gmail.com

