


# TUTORIAL JUST BEEN PAID CARA INVESTASI YANG AMAN DI INTERNET

(Program ini dianjurkan juga oleh : Febry Fadly-Internet Marketer  
Sukses Indonesia )



<http://www.febryfadly.com/>

**HELP**

- FAQs
- Glossary
- Tutorials
- How to Get Help
- Web Conferences
- Marketing Website

**Home**

**JSS Tripler**  
New Members Start Here!

*Fully Automated! -- Earn Money Quickly!*



**JustBeenPaid!**

**You Could Be Earning Instant Cash Deposits in the Next 30 Minutes**

**MEMBER AREA (Back Office)**

Current JSS Time: May 12, 2012 06:48:37 - Central European Summer Time (CEST)

[Vote For JSS-Tripler](#) [Show World Clock](#) [Vote For JSS-Tripler](#)

[Profile](#) [Financial](#) [Referrals](#) [Marketing](#) [JSS Details](#) [Products](#)

**GENERAL**

- About Us
- Testimonials
- Member Agreement
- Privacy Policy
- Spam Policy
- Blog / Top 20 Earners

**Log Out**

**JSS**  
Account Funding  
JSS Matrixes

© Disusun oleh : JBP (Cikarang )  
2012

## **Pengantar**

Sebelumnya saya sudah lama mendengar tentang sistim investasi melalui internet ini namun tidak tahu cara kerjanya. Dan saya juga mengira bahwa orang Indonesia belum banyak yang tahu tentang program ini.

Ternyata saya **SALAH !** Ternyata telah banyak orang Indonesia yang telah mengikuti program ini ( kok gak bilang-bilang ke saya ya ) dan telah mencapai sekitar 15.000 orang ! Mereka telah menikmati keuntungan berinvestasi di program ini.

Ardi Prabowo ( Admin JSS Tripler Team ) telah menghasilkan Ribuan dollar dari JBP/JSS Tripler. Bukti dari BCA Ardi Prabowo dapat dilihat panda link ini :


<https://www.facebook.com/video/video.php?v=348236301855980>

Bagaimana? Apakah anda tidak ingin seperti dia? Jika anda masih ragu untuk mengeluarkan uang, tidak masalah anda boleh menggunakan “**test drive**” dimana anda akan dipijami dulu \$10 dai JBP ( tentu nantinya harus dikembalikan setelah dana tersebut bertambah menjadi \$15).

## Cara Bergabung dengan Just Been Paid (JBP)

Cara bergabung dengan just been paid dapat di sederhanakan menjadi beberapa step seperti ini.

1. Mendaftar salah satu bank international untuk menerima dana via internet atau untuk memasukkan dana ke JBP. Disarankan untuk mendaftar **LibertyReserve**.



2. Mendaftar di JustBeenPaid. Jika anda mendaftar melalui link ini, maka anda akan kami pinjami gratis \$10 untuk mencoba sistim JBP. Jika anda menggunakan \$10 yang kami berikan tersebut, maka dikatakan anda membeli 1 lembar saham di JBP. Karena 1 lembar saham di JBP senilai = \$10 ( dikatakan anda membeli 1 posisi ).

**Ini link-nya untuk mendaftar Just Been Paid :**

<http://www.justbeenpaid.com/join.cgi?r=JgrdpQU4Ze&p=&c=>

3. Setelah anda mendaftar maka selanjutnya anda bisa menambah posisi ( membeli saham lain ) di JBP. Caranya adalah anda mengisi dulu

rekening **Liberty Reserve** yang telah anda buat di point 1 diatas. Jika anda ingin membeli 5 saham lagi maka anda harus mengisi rekening Liberty Reserve anda dengan  $5 \text{ saham} \times \$10 = \$ 50$ .

Anda boleh membeli 1000 lembar saham per jam, atau membeli 5000 saham per hari.

4. Selanjutnya anda tinggal menunggu saja. Tiap hari anda akan mendapat bunga sebesar 2%. Dari total jumlah saham yang anda miliki.

Pinjaman yang  $\$10 = 1$  lembar saham = 1 posisi ,nanti pada hari ke 40-50 akan didebet oleh JBP ( diminta lagi oleh JBP krn itu hanya pinjaman ) sehingga kita hanya dapat  $\$5$  pada hari ke 81. Oleh sebab itu anda harus tambah posisi ( beli saham ) bila ingin mendapat profit yang besar.

*( Kesimpulan : jika tanpa modal sekalipun dan kita hanya mengandalkan pinjaman  $\$10$  dari JBP , maka kita akan berpotensi mendapat  $\$5$  pada hari ke 81 ).*

Income yang anda dapatkan bergantung kepada jumlah saham yang anda miliki.

Beli 1 saham/posisi senilai  $\$10$  akan mendapat profit  $\$0.2$  / hari

Beli 10 saham/posisi senilai  $\$100$  akan mendapat profit  $\$2$  / hari

Beli 100 saham/posisi senilai  $\$1000$  akan mendapat profit  $\$20$ /hari


Beli 1000 saham/posisi senilai  $\$10000$  akan mendapat profit  $\$200$ /hari

Ingat Harga 1 Saham/Posisi = \$10

5. Setelah anda mendapat keuntungan, maka keuntungan tersebut dapat anda ambil dan ditransfer ke rekening Liberty Reserve (LR) anda. Selanjutnya uang di LR dapat ditukar dengan rupiah.

## Membuat Rekening Liberty Reserve (LR)

1. Klik pada websitenya dengan alamat <http://www.libertyreserve.com/>



2. Klik pada “Create Account”

Kemudian isikan data-data anda seperti terlihat di bawah ini. Dan klik “Agree”.

### Registration: Part 1 of 2

Thank you for deciding to open a Liberty Reserve account. Please follow directions carefully to avoid mistakes and delays during the registration

Fields marked with asterisk (\*) are required.

#### Account Information

* First Name	<input type="text"/>	<small>ⓘ Please make sure that your name is spelled correctly as it will be used for verification purposes in case you lose or forget your account login information.</small>
* Last Name	<input type="text"/>	<small>ⓘ Please make sure that your name is spelled correctly as it will be used for verification purposes in case you lose or forget your account login information.</small>
* Account Name	<input type="text"/>	
* E-mail	<input type="text"/>	
* Re-enter e-mail	<input type="text"/>	

#### Security Information

## Security Information

Password, login PIN and master key will be automatically generated for your account.

\* Security Question

\* Answer

\* Personal welcome message

## Account Functions

Please select if you wish to enable API in your account. Please enable API only in case you know what it is and have intentions to use it for your business. You can read more about Liberty Reserve API [here](#). Beware of enabling API if you're not sure you need it.

\* Account Functions

Enter the code (turing number) shown on the image

(Note: If you cannot read the numbers, click on it to generate a new one):

Enter the code (turing number) shown on the image

(Note: If you cannot read the numbers, click on it to generate a new one):



If you agree with [Terms of Our Service](#) click "Agree" to continue the registration.

Klik pada “Agree” anda akan mendapati data-data sebagai berikut.

# IMPORTANT

Your registration is **NOT** yet complete! You **MUST** login to activate your account and complete your registration!

An e-mail containing your new **account number** was sent to your e-mail address. Please check your spam folder if you cannot find our e-mail. You may try to open a new account with a different e-mail if you fail to receive our e-mail.

Please use your account number and the following login information to [login](#) to your account and **complete your registration**.

Listed below is your login information. Please print it or write it down.

Password	@n1
Login PIN	1927
Master Key	94
Security Question	City of Birth
Answer	sukat

➔ Data Ini harus di Simpan !!

Simpan data-data ini pada kertas yang aman Karena akan anda pakai selanjutnya.

Kemudian check email dari Liberty Reserve dan klik pada email tersebut untuk mendapatkan no rekening LibertyReserve.

Dear [REDACTED]

Your registration is NOT yet complete! You must login to your account to activate it and complete your registration!

=====  
Your Liberty Reserve account number: U6244954  
=====

← Ini no rekening LibertyReserve anda

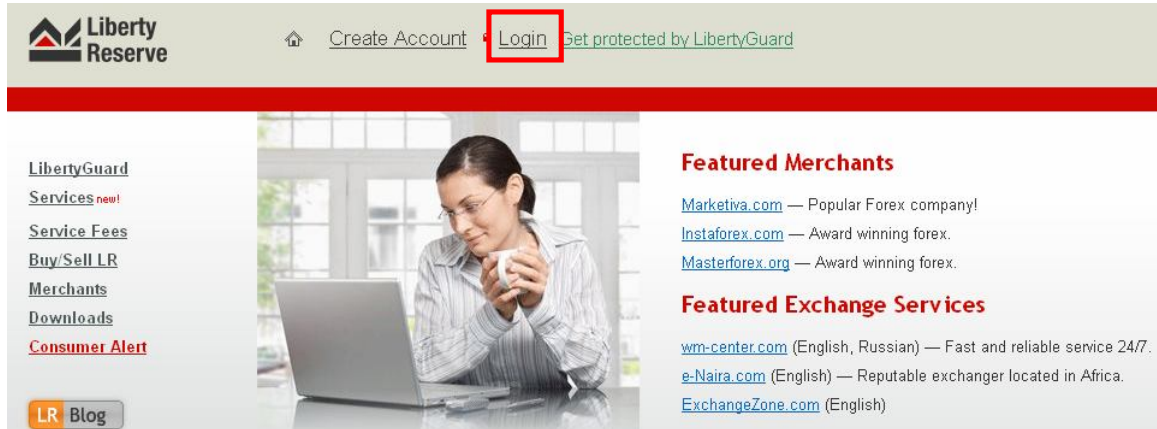
Reminder: You must login to your account in order to activate it.

For inquiries and support please use our contact form.

Thank you.

Maka anda akan mendapat Account Number Liberty Reserve.( No rekening LibertyReserve anda )

Masuk ke menu utama pada [www.libertyreserve.com](http://www.libertyreserve.com)



Klik pada "Login"

### Login: Step 1

You are now on the login page of your Liberty Reserve account. Please provide your login details to see

Account Number   
[\(forgot it?\)](#)

remember my account on this computer (not recommended for public computers)


Password   
[\(forgot it?\)](#)

1 2 3 4 5 6 7 8 9 0 - = Back  
q w e r t y u i o p [ ]  
Caps Lock a s d f g h j k l ; '  
Shift z x c v b n m , . ? |

Clear

Enter the code (turing number) shown on the image

(Note: If you cannot read the numbers, click on it to generate a new one):



Masukkan no rekening LibertyReserve anda ( diawali huruf "U"). Dan masukkan password, terakhir masukkan kode chapta diatas. Klik "Next".

## Login: Step 2

Your personal welcome message is:

**hallo dengan [redacted] disini**

I confirm that my custom welcome message is correct

Tick panda kotak “I confirm that my custom welcome.....

Klik “Continue”

## Login: Step 3

You may use Liberty Reserve Quick Payments to send funds more quickly without logging in to your main account. Quick Payments are limited (daily, weekly, or monthly) per your account settings.

**Quick Payment feature is disabled**

To view your history, messages, change your settings or make payments please login to your account.

### Account Balances

USD: \$0.00

Euro: €0.00

GoldGrams: 0.0000gg

Access account with:

Klik “Login PIN” dan masukkan Login PIN anda ( didapat saat mendaftar ).

## Login: Step 4

You must enter your login PIN in order to access your main account.

Login PIN   
[forgot it?](#)

1	9	6	7	2
4	5	0	3	8

Clear

Login

Cancel

## Account

Account Summary [Personal Information](#) [Quick Payments](#) [Settings](#)

### Summary

Account Number U8294187  
Account Name mohibnumalik  
Account Type User  
Created On 05/10/2012

### Balances

	USD	Euro	GoldGrams
Account	\$0.00	€0.00	0.0000gg
Daily Spendings	\$0.00	€0.00	0.0000gg

### Services Status

[IP Security](#) Enabled


### Security Log

05/12/2012 03:53 [114.79.2.214](#) Login.


Disinilah tempat uang anda berapa. Karena kita baru pertama kali membuat maka uangnya belum ada alias \$0.00. Anda dapat mengisikan / membeli dolar LibertyReserve untuk mengisi rekening LibertyReserve anda. Jika sudah selesai jangan lupa untuk **”logout”**.

Kegunaan Liberty Reserve pada JBP adalah sebagai jembatan untuk mengisi uang atau menarik keuntungan (uang) dari JBP.

Mengisi JBP/JSS Tripler :



Withdraw ( ambil uang ) dari JBP/JSS Tripler :



## Cara Mendaftar JBP/JSS Tripler

1. Klik pada link :

<http://www.justbeenpaid.com/join.cgi?r=JgrdpQU4Ze&p=&c=>



*Fully Automated! -- Earn Money Quickly!*

**JustBeenPaid!**

**You Could Be Earning Instant Cash Deposits in the Next 30 Minutes**

No-Obligation, Quick Sign-up Process!

**NEW!! ... [SIGN-UP HELP VIDEO](#) ... NEW!!**  
(guides you through the sign-up process!)

**Congratulations!** on choosing to become a member of JustBeenPaid!

**FIRST YOU WILL NEED TO SUBMIT YOUR CONTACT INFORMATION**

**NOT ALL E-MAIL ADDRESSES WILL WORK:**

Please use a contact E-mail address, which has no Spam Filters on it; otherwise, you may not be able to proceed with the sign-up process - WE NEED TO BE ABLE TO CONTACT YOU in order to make your experience with JustBeenPaid! successful.

[Click Here To Set-Up A Free Gmail Account](#) - Gmail works well with JustBeenPaid!


Enter Your Details In The No-Obligation, Quick Sign-up Form below

Your Sponsor: Moh Ibnu Malik

First Name:

Last Name:

Contact E-mail Address:



*Privacy Statement: We WILL NOT give this information to third parties, but your contact information may be used by the person who introduced you to JustBeenPaid*

Masukkan **First Name** ( Nama Depan ) dan **Last Name** ( Nama Belakang ) dan masukkan **Email anda** ( lebih disukai email dengan Gmail ).

Klik „**Sign Me Up Now**“.

Setelah itu anda buka email anda. Anda harus klik link yang terdapat pada email yang diterima dari JustBeenPaid. Anda mungkin harus melihat pada folder **SPAM/Bulk Email** pada email anda.

**IMPORTANT:**

**You were just sent a CONFIRMATION E-MAIL,**  
which you **MUST USE** to continue  
the sign-up process.

**YOU WANT THIS CONFIRMATION E-MAIL!**

**So MAKE SURE you receive it!**

**You cannot continue the sign-up process**  
**without clicking on the link in this E-mail.**

The E-mail was sent to you immediately and automatically.  
If you do not receive this confirmation E-mail within a few minutes,



Welcome to JustBeenPaid!

Please continue the sign-up process by clicking on the following link.  
It will take you to the last step of the sign-up process:

<http://www.justbeenpaid.com/confirm>

For any further questions, please e-mail our Support Department at  
mailto:[help@justbeenpaid.com](mailto:help@justbeenpaid.com)

Best Regards,

New Member Management  
JustBeenPaid

Klik pada link yang diberikan oleh JustBeenPaid.

**Congratulations ~~xxxxxx~~**

**Your E-mail address,**

**xxxxx@gmail.com**

**has been confirmed successfully !**

**Now, on to the last step!**

**Proceed with my Registration**



Lanjutkan dengan klik **“Proceed with my Registration”**

**Member ID:** XXXXXX  
(the ID you use to log in to your account)

**Password:**   
(choose a good one, because you could have a lot of money in this system.)

Yes, I have read and agree with the terms and conditions outlined in the [Membership Agreement](#)



Catat member ID anda dan masukkan password anda dan centang kotak Membership Agreement kemudian klik **“Submit your Contact Information to Proceed”**.

Welcome to JustBeenPaid !!

Greetings ████████!

**YOUR MEMBERSHIP PROFILE HAS BEEN SUCCESSFULLY CREATED!**

Make a Note of Your Member ID: XXXXXX

SO SIMPLY LOG IN TO TH

**MEMBER AREA**

**TO GET STARTED!**

And feel free to contact us at

[help@justbeenpaid.com](mailto:help@justbeenpaid.com)

Pendaftaran telah berhasil silakan login dengan ID anda dan password anda !

## Mengedit Profil di JBP/JSS Tripler

Sebelum anda melakukan hal lain seperti membeli saham melalui uang pinjaman \$10 dari JBP, anda perlu mengedit profil anda terlebih dahulu. Untuk melakukannya adalah sebagai berikut.

1. Login ke JBP menggunakan ID dan Password anda.

**HELP**

- FAQs
- Glossary
- Tutorials
- How to Get Help
- Web Conferences
- Marketing Website

**GENERAL**

- About Us
- Testimonials
- Member Agreement
- Privacy Policy
- Spam Policy
- Blog / Top 20 Earners

**Home**

**JSS Tripler**

New Members Start Here!

**MEMBER AREA (Back Office)**

Current JSS Time: May 12, 2012 06:48:37 - Central European Summer Time (CEST)

**Vote For JSS-Tripler** **Show World Clock** **Vote For JSS-Tripler**

**Log Out**

**JSS**

Account Funding  
JSS Matrixes

**Profile** **Financial** **Referrals** **Marketing** **JSS Details** **Products**

Welcome Mohl

Your Member-ID: 1068075

Your Username: JgrdpQU4Ze

JSS Account Balance: **\$0.00**

JSS-Tripler Account Balance: **\$0.40**

Level 1 Upgrade Status: Not Upgraded

[Upgrade Level 1](#)

Level 2 Upgrade Status: **Not Upgraded**


## Two Ways to Make Money: You Choose!

**1. Buy Positions in JSS Tripler**

**2. Find Others Who Do the Same**

**NEW!! Video Training for  
New Members**

## 2. Klik panda “Profile”


Your Profile	
Member ID:	1068075
Level 1 - Expires On:	<a href="#">Click Here to Upgrade</a>
Password:	***** [ <a href="#">Change Password</a> ] <b>Notice:</b> Password is hidden because it is encrypted
First Name:	<input type="text" value="Mohl"/>
Last Name:	<input type="text" value="Mohl"/>
Contact E-mail Address:	mohl1068075@gmail.com [ <a href="#">Change E-mail</a> ]
Date Signed Up:	2012-05-10 04:55:44
Your Payment Processors	<a href="#">[Manage your payment processors]</a> 
Opt-In to Marketing Training E-mails	<input type="button" value="Yes"/>
Advertising Username: (Placed at the end of your JustBeenPaid Advertising Page URLs, so it's <b>highly recommended</b> that you do NOT change this value if you have already begun advertising your web site to any extent.):	<input type="text" value="JgrdpQU4Ze"/>

Yang perlu anda rubah adalah Your Payment Processor. Klik [Manage your payment processors].

Name	Type	Account
Alertpay	E-mail address	<input type="text"/>
Liberty Reserve	Account Number (Uxxxxxxx)	U8294 <del>8888</del> ← <b>No Rek LR anda</b>
PerfectMoney	Account Number (Uxxxxxxx)	Enter Your USD Account recorded in Perfect Mo <input type="text"/>
SolidTrustPay	Username	<input type="text"/>
		<input type="button" value="Submit"/> ←

Masukkan Account Number Liberty Reserve anda (U.....).

<b>Alternative Advertising Username:</b> (Used for your www.tripler.biz Advertising)	<input type="text" value="mohibnumalik"/>
<b>Opt-In to Representatives Page</b>	<input type="button" value="No"/> (Information filled out below included)
<b>Introduction Message on the Regional Representatives Page:</b> (for example, Live Conference Room, Skype Chat, Live Events, Translated Information Documents, etc - up to <b>255 characters max</b> allowed, even HTML)	<input type="text"/>
<b>Web Site URL:</b> (leave blank for JustBeenPaid Affiliate URL)	<input type="text"/>
<b>Contact Name:</b> (Contact name you wish to appear as the sponsor on your JustBeenPaid Advertising Pages, so people will know that they are at the web site of the correct sponsor)	<input type="text" value="Moh Ibnu Malik"/>
<b>Contact E-mail:</b> (Contact E-mail you wish to appear in the JustBeenPaid Member Area for your referrals and sponsor to view)	<input type="text" value="moh.ibnumalik@gmail.com"/>
<b>Country - to help us serve you better:</b>	<b>Indonesia</b>  If not correct, please choose below:

<p><b>Language</b> - to help us serve the members better:</p>	<p><b>Please choose a Language</b></p> <p>If not correct, please choose below:</p> <p>English <input type="button" value="v"/></p>
<p><b>Phone:</b> (The phone number you want your sponsor and downline to see in the JustBeenPaid Member Area - or leave blank) <a href="#">Click Here</a> to read more about the importance of using the phone:</p>	<p>08129329512</p>
<p><b>Best Time of the Day to Reach You:</b> (So people know when they can contact you - or leave blank)</p>	<p>any time</p>
<p><b>Who Found You:</b> (Your Referrer for JustBeenPaid)</p>	<p>Febry Fadly</p>
<p><b>E-mail:</b></p>	<p>Febryfadly@gmail.com</p>
<p><b>Phone:</b></p>	<p>email aja</p>
<p><b>Best Time to Contact:</b></p>	<p> kapanpun</p>
<p><b>Save Profile</b> </p>	

Klik **“Save Profile”** setelah selesai merubah profile.

## Menggunakan Pinjaman \$10 dari JBP/JSS Tripler (Claim Bonus \$10)

Seperti diatas telah dibahas bahwa anda bisa menggunakan “pinjaman” \$10 dari JBP untuk test drive. Artinya jika anda belum percaya dengan program ini silakan gunakan pinjaman ini toh anda tidak keluar sepersen pun.

### **Cara Claim Pinjaman \$10 :**

1. Login ke Sistem JBP ( [www.justbeenpaid.com](http://www.justbeenpaid.com) )

<b>Sponsor:</b> <input type="text"/> <input type="button" value="Submit"/>	<b>Enter your Sponsor's ID/Username and click "Submit" to sign up for FREE so you can check out JSS-Tripler.</b>  <b>(If you don't know your sponsor's ID/Username, or you arrived here from a search engine or otherwise without a sponsor, please enter any random ID/Username.)</b>
---	--

[Existing members log in here](#) ←

[Terms and Conditions](#)

2. Klik “Existing Member Log In Here”
3. Selanjutnya klik “JSS Tripler”

Home

**MEMBER AREA (Back Office)**

Log Out

**JSS Tripler**  
New Members Start Here!

Current JSS Time: May 12, 2012 07:06:52 - Central European Summer Time (CEST)

Vote For JSS-Tripler Show World Clock Vote For JSS-Tripler

**JSS**  
Account Funding JSS Matrixes

Profile Financial Referrals Marketing JSS Details Products

Akan tampil gambar seperti ini

**SUPER, HIGH-SPEED ALERT! - YOU ARE IN JSS-TRIPLER** - [Click Here](#) for Details

**Confirms Your JSS-Tripler Membership**

Simply confirm your membership data, below, to participate in JSS-Tripler!

Full Name:

E-mail Address: @signal.com

Member ID:

Yes, I have read and agree with the terms and conditions outlined in the [Membership Agreement](#).  



Beri tanda centang pada persetujuan "*Yes, I have read and agree with the terms and conditions outlined in the Membership Agreement.*" Lalu, klik **Submit your Contact Information to Proceed.**

## Congratulations!

**You have just received your first \$10 to spend in JSS-Tripler! \***

Simply proceed to the Member Area to buy your first position,  
and click on "Buy JSS-Tripler Positions"  
to start earning within 24 hours!

[Enter the JSS-Tripler Member Area](#)



OR

**Close this Window**

(to go back to the JBP Member Area)

\* You were just given your first \$10 to spend in JSS-Tripler,  
enabling you to start earning 2% per day. Please note  
that you will be required to repay this \$10 at a later date,  
somewhere during the next few weeks and months.

4. Selamat. Anda baru saja menerima bonus/pinjaman \$10 untuk membeli posisi saham di JSS Tripler. Klik **“Enter the JSS-Tripler Member Area”**

5. Klik **Buy JSS-Tripler positions** untuk membeli posisi.

Home Financial Positions Referrals Buy Log Out

Welcome Aboard!

Latest JSS-Tripler Update

Thank You for your participation in JSS-Tripler

**JSS-Tripler Quick Start Steps**

1. [Access JSS Account](#)
2. [Fund JSS Account](#)
3. [Transfer funds from JSS account to JSS-Tripler account](#)
4. [Buy JSS Tripler positions](#) **\$10.00 Available**

Or see our detailed guide and video, which shows you exactly what these four steps mean.

**NEW! HOW TO DOCUMENTS**

**Your Steps to Success**

1. Review the [JSS Tripler Introduction](#) and the **NEW! HOW TO DOCUMENTS**
2. [Fund your JSS-Tripler Account](#) - for funding advice, [click here](#)
3. [Buy Positions](#) - up to 250 positions every 60 minutes, 500 positions per day!
4. Ask your questions in the [Daily Work Conferences](#)
5. [Make the Most Money Possible](#) - Review our [Training Videos NEW!](#)
6. Advertise [Your Affiliate Web Site](#) to others to make more money!

6. Harga tiap posisi/saham \$10, dengan \$10 maka anda hanya dapat membeli 1 posisi. Masukkan angka 1 di kolom "No. of Positions at \$10.00 each" untuk membeli 1 posisi. Lalu klik "**Proceed with My Order**"

**Make your payment.**

The following payment automatically purchases your position, so you can proceed with all the benefits of your membership immediately after your payment.

You can buy up to 1000 positions every 60 minute(s)!

<b>From Your JSS-Tripler Account</b> <small>(transferred from your JSS Account)</small>	No. of Position at \$10.00 each: <input style="border: 1px solid yellow;" type="text" value="1"/> <div style="text-align: right;"><input type="button" value="Proceed with My Order"/></div>
--	---

7. Klik "**Yes Confirm My Purchase**"

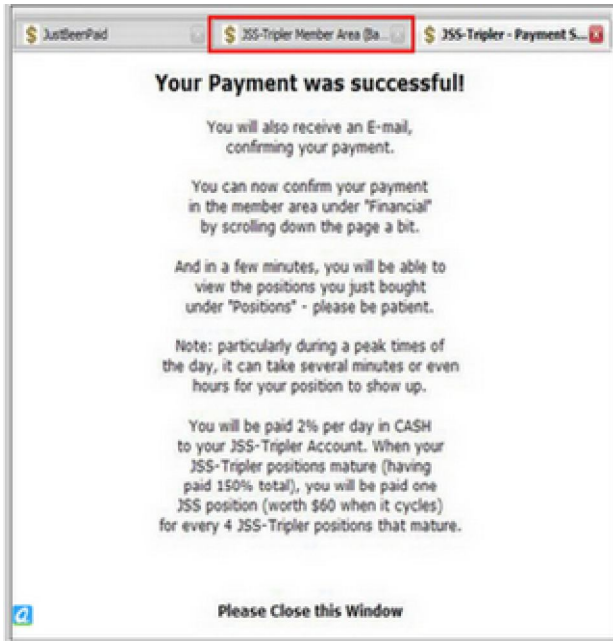
**CONFIRM PURCHASE FROM JSS-TRIPLER ACCOUNT**

You have just decided to buy one or more new positions in JSS-Tripler.

Your JSS Account Balance: **\$ 10**

Your new purchase: **\$ 10**

8. Selamat pembelian 1 posisi gratis di Jsstripler sebagai test drive telah berhasil.



9. Selanjutnya tutup halaman Your Payment was successful! Kembali ke halaman member area JSS-Tripler untuk cek update hasil pembelian posisi Anda. Pada gambar yang dalam kotak merah adalah posisi yang telah Anda beli. Tunggu 1x24 jam untuk menunggu profit / keuntungannya masuk.

Your Positions - [Click Here](#) to View Them

No. Purchased	No. Placed	Total "174" Earnings This Year	No. of JSS-Tripler Positions Expired	No. of Pending JSS Positions	JSS Positions Pre-Placed	No. of JSS Positions From Expiring Positions	No. of JSS-Tripler Positions Converted	No. of JSS Positions From Restart Conversions
1 <a href="#">View</a>	1	\$0.00	0	0			0	0

Money Currently Available in Your JSS-Tripler Account:  
\$ 0.00

1) From daily earnings and rollover bonuses, and  
2) From funds you transferred from your [Main JSS Account](#) to your JSS-Tripler account.

**JSS ACCOUNT IS EMPTY**  
**FUND IT WITH THE BUTTON TO THE RIGHT**

**Best Choice!!** Use your JSS-Tripler Dollars to buy new Positions in JSS-Tripler and earn 2.00 % every day!

Total Transferred to JSS so far  
\$ 0.00

Money Currently Available in Your JSS Account:  
\$ 0.00

[Fund Main JSS Account](#)

Note: When you are logged in, click on "Financial" and then "Fund JSS Account".

[More Information about JSS Account](#)

[Buy JSS-Tripler Positions](#)

Transfer Money to JSS  
[Proceed to Transfer Funds](#)

**YOUR ACCOUNT MOVEMENTS**  
1 - 2

Date	Revision No.	Transaction	Amount
2021-12-30 00:42:02	270664-0662739	Payment for New Position(s)	\$ - 20.00
2021-12-30 00:38:00	270664-0662600	Pay It Forward Funding from System	\$ 20.00

Sampai disini berarti anda telah memiliki 1 lembar saham/ 1 posisi di JSS Tripler dengan menggunakan uang pinjaman dari JBP/JSSTripler.

## Cara mengecek Profit Harian

Bila anda telah mempergunakan bonus/pinjaman \$10 dari JBP/JSS Tripler, maka hari selanjutnya anda dapat mengecek apakah profit sudah muncul atau belum. Ketentuannya adalah :

**PASTI dapat 2% setiap hari (Senin-Jumat)**

**PASTI dapat 1.5% (Sabtu-Minggu)**

1. Masuk ke sistim JBP ( [www.justbeenpaid.com](http://www.justbeenpaid.com) )



The banner features the JSS logo on the left, which consists of the letters 'JSS' in a stylized, 3D font with a green vine-like element. To the right of the logo, the text reads: **JSS - Tripler**, **\$10 Positions - Multiple Purchases Allowed**, **Earn up to 2% per Day - up to 60% per Month!**, **Increase Earnings with Daily Compounding!**, and **Two-Tier Referral Bonuses: 10% and 5%!**. Below this, it says **Revolutionary Breakthrough Makes JSS-Tripler Indefinitely Sustainable!**. At the bottom, there is a button that says **NEW!! Click Here for Other Languages NEW!!**.

Scroll ke bawah sampai mendapatkan gambar :

<p>Sponsor: <input type="text"/></p> <p><input type="submit" value="Submit"/></p>	<p><b>Enter your Sponsor's ID/Username and click "Submit" to sign up for FREE so you can check out JSS-Tripler.</b></p> <p><b>(If you don't know your sponsor's ID/Username, or you arrived here from a search engine or otherwise without a sponsor, please enter any random ID/Username.)</b></p>
---	---

[Existing members log in here](#)

[Terms and Conditions](#)

3. Klik " Existing members log in here"
4. Masukkan ID anda dan masukkan password dan kode Chaptcha.

## MEMBERS LOGIN

Member ID

Password

e j u m n q  

Enter the code shown above

Log In

5. Maka akan tampil gambar seperti ini

**HELP**

- FAQs
- Glossary
- Tutorials
- How to Get Help
- Web Conferences
- Marketing Website

**GENERAL**

- About Us
- Testimonials
- Member Agreement
- Privacy Policy
- Spam Policy
- Blog / Top 20 Earners

Home

**JSS Tripler**

New Members Start Here!

**JustBeenPaid!**

Fully Automated! -- Earn Money Quickly!

You Could Be Earning Instant Cash Deposits in the Next 30 Minutes

**JSS**

Account Funding  
JSS Matrixes

**MEMBER AREA (Back Office)**

Current JSS Time: May 13, 2012 02:50:29 - Central European Summer Time (CEST)

[Vote For JSS-Tripler](#) [Show World Clock](#) [Vote For JSS-Tripler](#)

[Profile](#) [Financial](#) [Referrals](#) [Marketing](#) [JSS Details](#) [Products](#)

Log Out

6. Klik pada "JSS Tripler"

7. Klik pada “Enter the JSS-Tripler Member Area”



**JSS - Tripler**  
**\$10 Positions - Multiple Purchases Allowed**  
**Earn up to 2% per Day - up to 60% per Month!**  
**Increase Earnings with Daily Compounding!**  
**Two-Tier Referral Bonuses: 10% and 5%!**  
*Revolutionary Breakthrough Makes JSS-Tripler Indefinitely Sustainable!*

**SUPER, HIGH-SPEED ALERT! - YOU ARE IN JSS-TRIPLER - [Click Here](#) for Details**

Enter the JSS-Tripler Member Area

8. Klik pada “Financial”



**JSS - Tripler**  
**\$10 Positions - Multiple Purchases Allowed**  
**Earn up to 2% per Day - up to 60% per Month!**  
**Increase Earnings with Daily Compounding!**  
**Two-Tier Referral Bonuses: 10% and 5%!**  
*Revolutionary Breakthrough Makes JSS-Tripler Indefinitely Sustainable!*

**SUPER, HIGH-SPEED ALERT! - YOU ARE IN JSS-TRIPLER - [Click Here](#) for Details**

Current JSS Time: May 13, 2012 02:53:53 - Central European Summer Time (CEST)

Home Financial Positions Referrals Traffic Exchange Log Out

9. Kemudian scroll terus kebawah sampai mendapatkan tampilan seperti ini :

<b>Total Transferred to JSS so far</b>	<b>Transfer Money to JSS</b>
\$ 0.00	<input type="button" value="Withdraw Funds to JSS"/>

YOUR ACCOUNT MOVEMENTS

<<<<                      <<                      1 - 5                      >>                      >>>>

Date	Invoice No.	Transaction	Amount
2012-05-12 12:05:01	None	Daily Earnings for Active Positions	\$ 0.15
2012-05-11 12:05:01	None	Daily Earnings for Active Positions	\$ 0.20
2012-05-10 12:05:01	None	Daily Earnings for Active Positions	\$ 0.20
2012-05-10 06:15:01	1068075-17883903	Payment for New Position(s)	\$ -10.00
2012-05-10 06:06:23	1068075-17883324	Pay It Forward Funding from System	\$ 10.00

10. Dari gambar diatas terlihat profit sudah muncul 3 kali . Ada profit \$0.2 dan profit \$0.15 ( tergantung hari-nya ). Ingat profit ini yang senilai \$0.20 adalah karena kita **HANYA** memiliki 1 lembar saham saja ! Itupun dari hasil pinjaman. Jika anda telah memiliki modal maka anda dapat segera membeli saham lain/membeli posisi lain sehingga profit harian semakin meningkat.

Beli 1 saham/posisi = profit \$0.2 per hari

Beli 10 saham/posisi = profit \$ 2 per hari

Beli 100 saham/posisi = profit \$ 20 per hari

Beli 1000 saham/posisi = profit \$ 200 per hari

Bagaimana? Apakah anda tertarik ?

AYO GABUNG SEKARANG JUGA JANGAN SAMPAI HANYA  
JADI PENONTON.....

**Untuk gabung klik pada link dibawah ini !**

<http://www.justbeenpaid.com/join.cgi?r=JgrdpQU4Ze&p=&c=>

## Lebih Lanjut tentang JBP/JSS Tripler

JustBeenPaid (JBP) = situs utama / Program Utama

JSS (Synergy Surf ) = tempat untuk mendepositokan Dana dan menarik bonus di Program JSS,JSS Tripler dll

### Cara Kerja :

1. Karena JSS Tripler adalah bisnis investasi maka langkah selanjutnya adalah anda mendepositokan dana melalui akun Liberty Reserve anda ke program JSS Tripler.
2. Berapapun posisi/saham yang anda beli di JSS Tripler maka akan dikalikan 2% setiap hari.
3. Setiap 1 posisi/saham berumur 75 hari ( setelah 75 hari disebut mature/matang ) dan berubah dari \$10 menjadi \$15 ( karena dapat profit 150 % ). 150% adalah dari 2% x 75 hari.
4. Setiap 4 posisi mature ( jika anda telah memiliki 4 saham/posisi atau lebih ) akan berubah menjadi 1 posisi matrik 2x2 di JBP yang ketika selesai melakukan siklus , maka 1 posisi baru tadi akan berubah menjadi \$60 ( profit 150 %).
5. Untuk mendapatkan hasil lebih lakukan strategy Re-Invest . Hal ini disebut **Compound**. Atau tambahkan (beli) terus posisi baru.

Di JSS Tripler anda bisa membeli berapapun Posisi ( Saham ) seharga \$10 /Posisi. Cara menghitung income/keuntungan adalah :

a. Keuntungan Harian = Posisi ( jumlah saham ) x 2%

Contoh kita memiliki 10 saham = \$100 x 2% = \$2 / hari

b. Keuntungan Bulanan = Posisi ( jumlah saham ) x 60%

- Contoh kita memiliki 10 saham =  $\$100 \times 60\% = \$60$  / bulan
- c. Keuntungan 75 hari = Posisi ( jumlah saham ) x 150%
- Contoh kita memiliki 10 saham =  $\$100 \times 150\% = \$150$  / mature

Cara membaca diatas adalah Jika diumpamakan kita memiliki 10 saham seharga (  $10 \times \$10$  ) = \$ 100 , maka setiap hari akan mendapat profit \$2 hari ATAU akan mendapat profit \$60 per bulan ATAU mendapat profit \$150 setelah 75 hari ( saham menjadi mature/matang).

Note : Setiap 1 posisi/saham berumur 75 hari setelah itu hangus/matang/mature.

**Gabung segera di JBP/JSS Tipler . Klik dibawah ini**

<http://www.justbeenpaid.com/join.cgi?r=JgrdpQU4Ze&p=&c>

Jika ada kesulitan silakan SMS ke 081-293-295-12