

# Massachusetts Institute of Technology

Physics 8.03

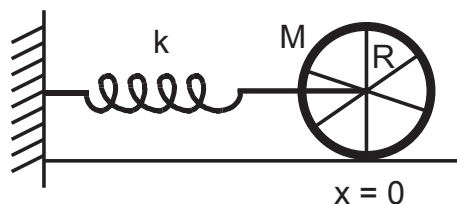
Exam 1 Solutions

Thursday, October 14, 2004

---

## Problem 1

Without slipping: when the center of the wheel moves a distance  $x$ , the wheel has rotated an angle  $\theta = \frac{x}{2\pi R}2\pi = \frac{x}{R}$  radians. Angular velocity  $\omega = \dot{\theta} = \frac{\dot{x}}{R}$ , thus the velocity of the center of the wheel  $v = \omega R$ .



- (a) The total energy at  $x$  point is

$$E_{tot}(x) = \frac{1}{2}kx^2 + \frac{1}{2}Mv^2 + \frac{1}{2}I\omega^2 = \frac{1}{2}kx^2 + \frac{1}{2}M\dot{x}^2 + \frac{1}{2}MR^2\frac{\dot{x}^2}{R^2} = \frac{1}{2}kx^2 + M\dot{x}^2 \quad (1)$$

- (b) Time derivative  $dE/dt = 0$  gives

$$2M\ddot{x} + kx = 0 \quad (2)$$

- (c) The angular frequency is

$$\omega = \sqrt{\frac{k}{2M}} \quad (3)$$

## Problem 2

- (a)  $v \approx 340$  m/sec is the speed of sound in air (measured during lecture on Oct. 5).  
(b) The sound wave in this pipe is shown in the following figure. Where  $\xi$  represents the position of the air molecules, and  $p \propto \frac{\partial \xi}{\partial z}$  is the pressure over and above 1 atm.

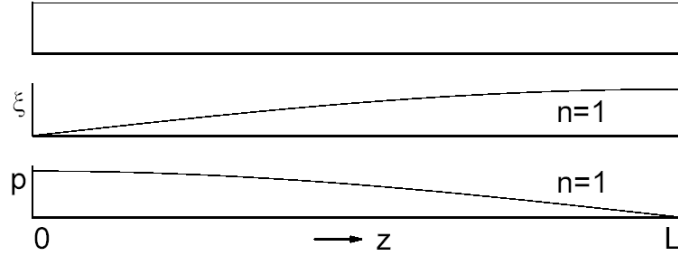
At the closed end there is always a node in  $\xi$  and an anti-node in  $p$ . At the open end, there is always an anti-node in  $\xi$  and a node in  $p$ . Thus, in  $p$  space we only have the cos term because  $B = 0$ .

The boundary conditions are

$$p(z = 0, t = 0) = p_0 = A \quad (4)$$

and at any time  $t$ ,

$$p(z = L, t) = 0 = p_0 \cos k_n L \quad (5)$$



Therefore

$$k_n = \frac{(2n-1)\pi}{2L} \quad (6)$$

NOTICE: at any time,  $p(z=L, t) = 0$  thus

$$0 = p_0 \cos k_n L + B \sin k_n L \Rightarrow B = \frac{-p_0}{\tan(k_n L)}$$

$\tan(k_n L) = \pm\infty$  for any  $n$ . This is consistent with  $B = 0$ .

And

$$\omega = vk_n = \frac{(2n-1)\pi v}{2L} \quad (7)$$

This can be found by substituting  $p(z, t) = p_0 \cos kz \cos \omega t$  into the wave equation.

$$\frac{\partial p}{\partial z} = -p_0 k \sin kz \cos \omega t \quad (8)$$

$$\frac{\partial^2 p}{\partial z^2} = -p_0 k^2 \cos kz \cos \omega t \quad (9)$$

$$\frac{\partial p}{\partial t} = -p_0 \omega \cos kz \sin \omega t \quad (10)$$

$$\frac{\partial^2 p}{\partial t^2} = -p_0 \omega^2 \cos kz \cos \omega t \quad (11)$$

Thus

$$-p_0 k^2 \cos kz \cos \omega t = -\frac{1}{v^2} p_0 \omega^2 \cos kz \cos \omega t \quad (12)$$

which leads to

$$k^2 = \frac{\omega^2}{v^2} \Rightarrow \omega = vk \quad (13)$$

(c)  $L = 0.5 \text{ m}$ ,  $k_1 = \pi \Rightarrow \lambda_1 = \frac{2\pi}{k_1} = 2 \text{ m}$  ( $\lambda_1 = 4L$ ).

$$\lambda_1 = \frac{v}{f_1} \Rightarrow f_1 = \frac{2\pi}{\omega_1} = \frac{340}{2} = 170 \text{ Hz.}$$

$$k_2 = 3\pi \Rightarrow \lambda_2 = \frac{2\pi}{k_2} = \frac{2}{3} \text{ m} \Rightarrow f_2 = \frac{340}{2/3} = 510 \text{ Hz} = 3f_1.$$

### Problem 3

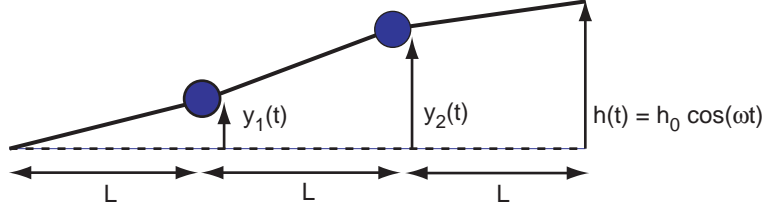
(a) The equations of motion for each mass are

$$M \ddot{y}_1 = -\tau \sin \theta_1 + \tau \sin \theta_2 \quad (14)$$

$$M \ddot{y}_2 = -\tau \sin \theta_2 + \tau \sin \theta_3 \quad (15)$$

Using the small angle approximation that  $\sin \theta \approx \tan \theta$ , we get

$$\sin \theta_1 \approx \frac{y_1}{L} \quad \sin \theta_2 \approx \frac{y_2 - y_1}{L} \quad \sin \theta_3 \approx \frac{y_2 - h}{L}$$



Taking  $h(t) = h_0 \cos \omega t$  and  $\omega_0^2 = \frac{\tau}{ML}$ , the equations of motion are

$$\ddot{y}_1 + 2\omega_0^2 y_1 - \omega_0^2 y_2 = 0 \quad (16)$$

$$\ddot{y}_2 + 2\omega_0^2 y_2 - \omega_0^2 y_1 = \omega_0^2 h_0 \cos \omega t \quad (17)$$

(b) Inserting trial solutions of the form  $y_i(t) = C_i \cos \omega t$  into the differential equations, we get

$$\begin{pmatrix} (2\omega_0^2 - \omega^2) & -\omega_0^2 \\ -\omega_0^2 & (2\omega_0^2 - \omega^2) \end{pmatrix} \begin{pmatrix} C_1 \\ C_2 \end{pmatrix} = \begin{pmatrix} 0 \\ \omega_0^2 h_0 \end{pmatrix} \quad (18)$$

The frequencies of the normal modes are given by the roots of the determinant of the matrix, i.e.

$$(2\omega_0^2 - \omega^2)^2 - \omega_0^4 = 0 \quad \Rightarrow \quad 2\omega_0^2 - \omega^2 = \pm \omega_0^2 \quad (19)$$

$$\Rightarrow \quad \omega_L^2 = \omega_0^2 \quad (20)$$

$$\omega_H^2 = 3\omega_0^2 \quad (21)$$

(c) Using Cramer's rule,

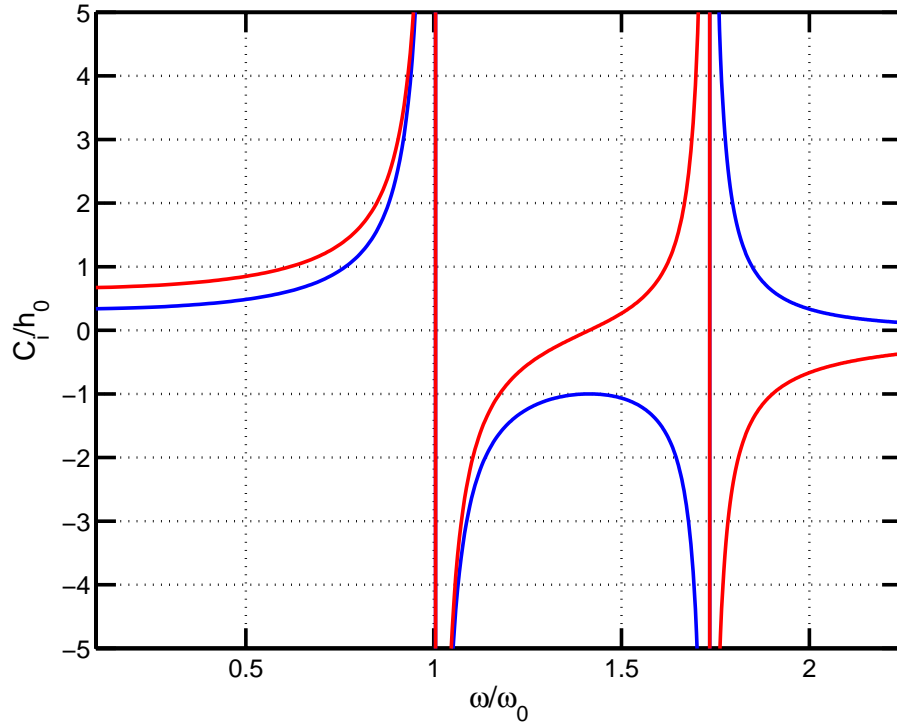
$$C_1 = \frac{\begin{vmatrix} 0 & -\omega_0^2 \\ -\omega_0^2 h_0 & (2\omega_0^2 - \omega^2) \end{vmatrix}}{(\omega_0^2 - \omega^2)(3\omega_0^2 - \omega^2)} = \frac{\omega_0^4 h_0}{(\omega_0^2 - \omega^2)(3\omega_0^2 - \omega^2)} \quad (22)$$

$$C_2 = \frac{\begin{vmatrix} (2\omega_0^2 - \omega^2) & 0 \\ -\omega_0^2 & -\omega_0^2 h_0 \end{vmatrix}}{(\omega_0^2 - \omega^2)(3\omega_0^2 - \omega^2)} = \frac{\omega_0^2 h_0 (2\omega_0^2 - \omega^2)}{(\omega_0^2 - \omega^2)(3\omega_0^2 - \omega^2)} \quad (23)$$

At  $\omega = 0$ ,  $C_1 = \frac{1}{3} h_0$  and  $C_2 = \frac{2}{3} h_0$ .

NOTICE: at  $\omega = \sqrt{2}\omega_o$ ,  $C_1 = -h_o$ , and  $C_2 = 0$ . Object 2 stands still while object 1 is oscillating with amplitude  $h_o$  180 degrees out of phase with the driver. Rather strange, isn't it? This bizarre behavior was demonstrated in three different ways in lectures.

(d)  $C_1$  is plotted in blue and  $C_2$  is the red curve in the figure.



#### Problem 4

Steady state solution:

(a)  $x(t) = x_0 \cos(\omega t - \delta)$

$$x_0 = \frac{F_0/m}{[(\omega_0^2 - \omega^2)^2 + (\omega\gamma)^2]^{1/2}} \quad \tan\delta = \frac{\omega\gamma}{\omega_0^2 - \omega^2} \quad (24)$$

Here  $\omega = \omega_0 \Rightarrow x_0 = \frac{F_0}{m\omega_0\gamma}$  and  $\delta = \frac{\pi}{2}$ .

$$x(t) = \frac{F_0}{m\omega_0\gamma} \cos(\omega_0 t - \frac{\pi}{2}) = \frac{F_0}{m\omega_0\gamma} \sin \omega_0 t = x_0 \sin \omega_0 t \quad (25)$$

(b)  $x(t) = x_0 \sin(\omega_0 t - \delta)$ , all else is the same. Thus

$$x(t) = \frac{F_0}{m\omega_0\gamma} \sin(\omega_0 t - \frac{\pi}{2}) = \frac{-F_0}{m\omega_0\gamma} \cos \omega_0 t = -x_0 \cos \omega_0 t \quad (26)$$

(c)  $t > 0$  General solution: transient + steady state  $\omega = \omega_0$ .

$$x(t) = \frac{-F_0}{m\omega_0\gamma} \cos \omega_0 t + Ae^{-\frac{\gamma}{2}t} \cos(\omega' t + \alpha) \quad \omega'^2 = \omega_0^2 - \frac{\gamma^2}{4} \quad (27)$$

The first term is the steady state solution and the second term is the transient part.  
Initial condition:  $x(t=0)$  follows from the steady state solution Eq. (25) prior to  $t = 0$ . That steady state solution:  $x(t) = \frac{F_0}{m\omega_0\gamma} \sin \omega_0 t = x_0 \sin \omega_0 t \Rightarrow x(t=0) = 0$ . Important!  
From the general solution expression Eq. (27)

$$x(t=0) = 0 \Rightarrow -x_0 + A \cos \alpha = 0 \Rightarrow x_0 = A \cos \alpha \quad (28)$$

$\dot{x}(t=0)$  also follows from the steady state solution Eq. (25) prior to  $t = 0$ .

$$\dot{x} = x_0 \omega_0 \cos \omega_0 t \Rightarrow \dot{x}(t=0) = x_0 \omega_0 \quad (29)$$

The time derivative of the general solution Eq. (27)

$$\dot{x} = \omega_0 x_0 \sin \omega_0 t - \frac{\gamma}{2} A e^{-\gamma t/2} \cos(\omega' t + \alpha) - A e^{-\gamma t/2} \omega' \sin(\omega' t + \alpha)$$

Matching the initial condition  $\dot{x}(t=0) = x_0 \omega_0$  gives us

$$\dot{x}(x=0) = x_0 \omega_0 = \frac{-\gamma}{2} A \cos \alpha - A \omega' \sin \alpha \quad (30)$$

Noticing from Eq. (28) we have  $A = \frac{x_0}{\cos \alpha}$ , therefore

$$\omega_0 = -\frac{\gamma}{2} - \omega' \tan \alpha \quad (31)$$

and

$$\tan \alpha = \frac{-(\omega_0 + \frac{\gamma}{2})}{\omega'} \quad (32)$$

Since  $\gamma \ll \omega_0, \omega' \approx \omega_0$ , thus  $\tan \alpha \approx -1, \alpha \approx 45^\circ$ .

$$A = \frac{F_0}{m\omega_0\gamma \cos \alpha} \approx \frac{\sqrt{2}F_0}{m\omega_0\gamma} \quad (33)$$

Alternatively, instead of Eq. (27) we could have said

$$x(t) = -x_0 \cos \omega_0 t + A e^{-\frac{\gamma}{2}t} \sin \omega' t + B e^{-\frac{\gamma}{2}t} \cos \omega' t \quad (34)$$

$x(t=0) = 0 \Rightarrow -x_0 + B = 0 \Rightarrow B = x_0$ .

$$\begin{aligned} \dot{x}(t) &= \omega_0 x_0 \sin \omega_0 t - A \frac{\gamma}{2} e^{-\frac{\gamma}{2}t} \sin \omega' t + A \omega' e^{-\frac{\gamma}{2}t} \cos \omega' t \\ &\quad - B \frac{\gamma}{2} e^{-\frac{\gamma}{2}t} \cos \omega' t - B \omega' e^{-\frac{\gamma}{2}t} \sin \omega' t \end{aligned} \quad (35)$$

$\dot{x}(t=0) = x_0 \omega_0 = A \omega' - x_0 \frac{\gamma}{2} \Rightarrow A = x_0(\omega_0 + \frac{\gamma}{2})/\omega'$ .

Since  $\gamma \ll \omega_0, \omega' \approx \omega_0$ , thus  $A \approx x_0, B = \frac{F_0}{m\omega_0\gamma} \approx A$ .